

The State of New Jersey

BUDGET IN BRIEF

Summary of Budget
Recommendations
FISCAL YEAR 2024



Building the Next New Jersey:
Affordability, Responsibility, and Opportunity

PHILIP D. MURPHY, GOVERNOR
SHEILA Y. OLIVER, LT. GOVERNOR



State of New Jersey

The Governor's FY2024 Budget Budget in Brief



Philip D. Murphy, Governor
Sheila Y. Oliver, Lt. Governor

Elizabeth Maher Muoio
State Treasurer

Lynn M. Azarchi
Acting Director

Carisa M. Marone
Assistant Director

Tariq S. Shabazz
Deputy Director

Hannah R. Good
Assistant Director

Office of Management and Budget

February 2023

This document is available via the Internet at <http://www.state.nj.us/treasury/omb/>

A Letter from Governor Philip D. Murphy	1
Building the Next New Jersey	4
The FY2024 Budget	8
A Summary of the State Budget.....	8
Affordability and Responsibility.....	10
Pre-K to 12 Education	17
Higher Education.....	19
Economic Growth	22
Community Affairs	25
Labor and Workforce Development.....	27
Health Care and Social Services	29
Law and Public Safety.....	38
Transportation and Infrastructure	43
Energy and Environment.....	46
State Operations	50
Federal Funds Overview	52
FY2023 and FY2024 Revenues	56
Economic Performance and Outlook.....	56
Gross Income Tax.....	61
Sales Tax	63
Corporation Business Tax.....	65
Tables and Schedules	70
Appendix	74



STATE OF NEW JERSEY

PHILIP D. MURPHY
GOVERNOR

**FISCAL 2024 BUDGET
OF
PHILIP D. MURPHY
GOVERNOR OF NEW JERSEY
TRANSMITTED TO THE SECOND ANNUAL SESSION
OF THE TWO HUNDRED TWENTIETH LEGISLATURE**

Mr. President, Mr. Speaker, and Members of the Legislature:

In accordance with the provisions of C.52:27B-20, I hereby present my budget recommendations for fiscal 2024.

This document provides a summary of my recommendations and outlines the key aspects of my overall financial plan for the governmental services to be provided by the State to the residents of New Jersey.

The budget detail, including information on specific line items of appropriations, will be transmitted separately to the Legislature.

Respectfully submitted,

PHILIP D. MURPHY
Governor of New Jersey

Attest:

Parimal Garg
Chief Counsel to the Governor
February 28, 2023

A Letter from Governor Philip D. Murphy

Dear Senate President Scutari, Assembly Speaker Coughlin, Members of the 220th Legislature, and the People of New Jersey:

It is my pleasure to present my proposed budget for the 2024 state fiscal year.

This budget is purpose-built to help our residents find their place in the Next New Jersey by securing their place in the New Jersey of right now. It is focused on our families' pocketbooks to make New Jersey more affordable. And this budget is also designed to build even greater confidence in our financial direction and in our ability to honestly meet our obligations.

This budget will fully fund a second year of the ANCHOR property tax relief program. This means more direct property tax relief of up to \$1,500 for homeowners and \$450 for renters. And it means that in the past two years, we will have committed \$4 billion to direct property tax relief, alleviating one of the single-greatest and longest standing affordability challenges our state faces.

For working and middle-class parents, I also propose doubling the state Child Tax Credit — up to \$1,000 per child — to give them an even bigger tax break. And a \$15 million investment in First-Generation Homebuyer Down Payment Assistance aims to put homeownership back within reach of many hardworking families.

This budget will also invest in preserving affordable housing and creating urban workforce housing to support the families and dreams of those who are living on the front lines of the reinvention of our cities.

For our seniors, this budget will expand the successful Senior Freeze property tax relief program by increasing income eligibility to \$150,000 and removing roadblocks to eligibility. And it will extend eligibility for the popular Pharmaceutical Assistance for the Aged and Disabled and Senior Gold programs to further cut the costs of prescription drugs.

This budget will provide an additional \$830-plus million in direct aid to our K-12 public school classrooms, for a total of almost \$11 billion. Making this investment will mean that my administration will have increased overall K-12 support to our schools by more than \$2.6 billion – a more than 30 percent increase. And every penny of that is property tax relief.

This budget will continue our work toward universal pre-K with more than \$1 billion. Pre-K is a smart investment not just in early childhood education, but in our working families, for whom the high cost of all-day child care is an affordability challenge.

For our college students, this budget will increase Tuition Assistance Grants. It will make even more students eligible for Community College Opportunity Grants and the Garden State Guarantee at our four-year institutions by increasing the income thresholds for both programs from \$80,000 to \$100,000.

It will also increase our investment in the innovative “Some College, No Degree” program that is helping to smooth the transitions of adult learners who left college but are now going back to complete their degrees.

This budget is also focused on taking on the mental health crisis which is evident across our nation. It will launch the New Jersey Statewide Student Support Services network to help countless more students focus on mental health wellness and also enhance our investments in the Department of Children and Families and the Children's System of Care to more fully support the needs of our young people.

It will also support the statewide rollout of the innovative and successful ARRIVE Together program that pairs law enforcement officers with mental health professionals when individuals are facing a mental health crisis.

We will maintain our investment in the Cover All Kids program that ensures every child has access to vital health care coverage and expand access to the services our veterans need by seeing that every county has its own Veterans Services Office through the Department of Military and Veterans Affairs.

And through the First Lady's initiative, we will continue to transform New Jersey's maternal health landscape into the national gold standard.

And we will maintain our investment in our commuters by giving them a sixth straight year of no fare hikes on NJ TRANSIT. And, at the same time, we will cut transfers from NJ TRANSIT's capital program to its operating program to a 21-year low.

This budget will create a \$100 million Boardwalk Fund to match local investments by our Shore towns and counties to ensure that the wooden main streets which are the backbones of their communities remain just that.

This budget will invest state and federal funds, along with our proceeds from the Regional Greenhouse Gas Initiative, to make critical investments that will make our state more sustainable and resilient to climate change, and move us toward securing our long-term clean energy goals.

And while we're at it, this budget will give all New Jerseyans a second-straight year of being able to enjoy our state parks without having to pay an entrance fee.

This budget will allow the temporary 2.5 percent Corporate Business Tax surcharge to expire. Ending this surcharge is one way we can compete for the world's leading companies and make New Jersey the place where entrepreneurs will want to come to start new ones. This will complement our efforts to make New Jersey a state where companies know they can attract top-tier talent because they know we stand on the right side of issues such as reproductive freedom, gun safety, and voting rights – at a moment when far too many other states are racing backwards.

This budget is built on a strong financial foundation that proves we can meet our obligations while preparing for the future. It will make the third consecutive full payment into our state pension funds. It will set aside more than \$2.3 billion to either pay down existing debt or keep us from taking on new debt entirely. And it will better prepare New Jersey for any national or global economic uncertainty for the next year with a surplus of more than \$10 billion.

Everything in this budget is about growing and strengthening the middle class. It is about providing more opportunity and more affordability for hardworking families. It is about growing confidence in our fiscal standing. And it is about building that Next New Jersey which uplifts each of us and works for all of us.

I look forward to working with you.

Sincerely,



Philip D. Murphy
Governor

Building the Next New Jersey

Governor Murphy's Fiscal Year 2024 (FY2024) budget maintains the bold initiatives and reforms of the last five years while preparing New Jersey for the future. It is designed to build a New Jersey where families can afford to make the American Dream come true; where every child sees their opportunity in our common future; and where we lead the nation in finding responsible, commonsense, and far-reaching solutions to our economic, social, and environmental challenges.

Addressing Affordability: This budget proposal is focused on the pocketbooks of New Jersey families. It includes 18 tax cuts by building on the 14 enacted in Governor Murphy's first term, maintaining ANCHOR and the back-to-school sales tax holiday, and proposing two expansions. The budget proposal also makes investments in our pre-K through 12 system that will continue to lessen the burden on local taxpayers.

- **Direct Assistance for Families:** The Governor proposes doubling the Child Tax Credit enacted last year, so that families with young children can receive up to \$1,000 per child. The FY2024 budget continues the historic ANCHOR program, which provides \$2 billion in relief to homeowners and renters. If enacted, Governor Murphy will have provided \$6 billion in direct property tax relief in the first two years of his second term, compared to \$4 billion in the previous governor's entire second term. For the sixth straight year, the Governor will also ensure that NJ TRANSIT commuters experience no fare increases.
- **Support for Seniors:** Governor Murphy proposes expanding the Senior Freeze program for those with incomes up to \$150,000 and increasing eligibility for the State's senior prescription drug and hearing aid programs to help make New Jersey more affordable to individuals of all ages. The budget will also provide funds to launch a caregiver resource hub and help communities pursue age-friendly planning.
- **Pre-K to 12 Education:** The budget proposal includes \$832 million more in school formula funding. With this investment, the Governor will have increased formula aid by over \$2.6 billion since taking office. Nearly two thirds of districts kept their levy increase under two percent in 2022, the largest number since 2013. The budget proposal also includes an extra \$109 million for pre-K education, which sets up three- and four-year-olds for success and covers a significant expense for families. Since taking office, Governor Murphy has already increased pre-K funding by over \$310 million, allocated \$120 million in federal funds for facilities, and created over 12,100 new seats.
- **Higher Education:** This year, the Governor proposes spending \$134 million on his College Promise programs, the Community College Opportunity Grant and the Garden State Guarantee. The budget proposal increases the eligibility threshold for both programs so that students with family incomes up to \$100,000 can benefit, and it increases the value of Tuition Aid Grants for over 20,000 students. It also expands the Some College, No Degree program, so that former students with some credit receive the support they need to complete school.
- **Health Care:** Governor Murphy will continue to leverage state and federal funding to make health care more affordable on the Get Covered New Jersey exchange, which experienced record enrollment this year. The budget proposal includes additional support for our state's

Building the Next New Jersey

hospitals, advances Cover All Kids, and includes a pilot program to eliminate personal medical debt.

Taking Responsibility: The Governor will continue to tackle long-standing problems in our state—including decades of irresponsible fiscal practices—and address new issues created by the pandemic and inflation. This budget proposal makes sure that New Jersey has a strong fiscal foundation to make critical investments in our children and public sector.

- **Fiscal Stewardship:** The proposed budget includes a \$10 billion surplus, an almost 1,500 percent increase compared to the average surplus from the previous administration. It also includes the State's third consecutive full pension payment. These critical actions—in addition to the \$8.85 billion deposited into the Debt Defeasance and Prevention Fund (DDPF) over the past two years—have helped the State secure three credit upgrades in 2022. Governor Murphy's proposed budget for FY2024 is structurally balanced, as annual revenues will exceed appropriations, and includes an additional \$2.35 billion for the DDPF.
- **Relief for Local Governments and Businesses:** The Governor remains committed to addressing rising health benefit costs for local governments, and proposes \$200 million in relief for Plan Year 2024 to be enacted alongside long-term savings. Governor Murphy will also follow-through on his commitment to sunset the temporary Corporation Business Tax surcharge. When the surcharge expires in December, New Jersey will no longer have the nation's highest corporate tax rate. This budget continues to support the \$50 million Main Street Recovery Program for our small businesses and includes \$20 million for manufacturing initiatives.
- **Protecting our Youth:** As part of Governor Murphy's national leadership on youth mental health, the budget proposal includes \$43 million to launch the New Jersey Statewide Student Support Services (NJ4S) network, which will deliver wellness and prevention supports from fifteen regional hubs. It also includes \$40 million more to support providers across multiple divisions in the Department of Children and Families, including the Children's System of Care. To accelerate learning outcomes, the Governor plans to dedicate nearly \$30 million this year in federal funds for high-impact tutoring and other recovery programs. The budget proposal will also allow for the expansion of community schools, which integrate academics, health, and social services.
- **Supporting our Public Sector Workforce:** The proposed budget incorporates some initial recommendations from the Public School Staff Shortage Task Force, and proposes investments for student-teacher stipends, certification fee waivers, and school culture and climate innovation grants. The budget proposal provides more than \$86 million for a one-time initiative in the Department of Human Services that will subsidize training and recruitment for mental health, substance use, and developmental disabilities service providers. The Governor will also propose doubling support for the successful Firefighter Grant Program to ensure fire departments have proper equipment, and expand Veteran Service Offices to every county.
- **Improving State Government:** The budget proposal allocates \$90 million in funding to advance Governor Murphy's commitment to close the Edna Mahan Correctional Facility for Women and relocate its functions, and \$120 million to start building a new training center

for the next generation of New Jersey State Police. The Governor also plans to dedicate over \$40 million to continue improving the unemployment insurance system, digitize more services at the Motor Vehicle Commission, and expand the ANCHOR call center.

Creating Economic Growth and Opportunity: This budget is centered on building a New Jersey that uplifts each of us and works for all of us. Governor Murphy looks forward to working with his partners in the Legislature over the next few months to allocate all remaining State Fiscal Recovery Fund dollars into one-time, transformative projects to make important investments while responsibly avoiding recurring spending. The budget proposal also advances the Governor's commitments to clean energy, equity, public health, and safety.

- **Investing in Our Cities and Shore Towns:** The Governor proposes using federal money to create an Urban Investment Fund, which will work alongside our current and future economic development programs to support the arts and parks, among other urban infrastructure. He plans to launch the Boardwalk Fund to strengthen our shore towns and to dedicate additional funds for social services and neighborhood revitalization in Atlantic City. As a pilot for the Public Bank, the Governor will also propose a Social Impact Investment Fund this year to fund high-need water infrastructure projects and support additional affordable housing development.
- **Enabling Housing, Homeownership, and Entrepreneurship:** To build on last year's Affordable Housing Production Fund, Governor Murphy proposes a new \$100 million initiative to preserve affordable housing and develop workforce housing initiatives in our cities. To advance the work of the Wealth Disparity Task Force, the budget builds on the State's Down Payment Assistance program with an additional \$15 million for first-generation homebuyers, and it allocates funding towards employee ownership and supply chain diversity efforts.
- **Advancing Clean Energy and Infrastructure:** The Governor proposes over \$50 million in new resources to grow the green economy, including \$12 million more for the Clean Energy Fund that previously went to NJ TRANSIT and a \$40 million Green Fund that can leverage both private capital and federal funds. The Governor also proposes reducing NJ TRANSIT's Capital to Operating Transfer to its lowest level in 21 years and expanding the Department of Transportation's innovative Simple Fix Safety program.
- **Maternal Health and Early Childhood:** The FY2024 budget continues the Administration's work to make New Jersey the best state to raise a family by allocating additional funds for the Universal Home Visitation Program and maintaining increased child care benefits. As part of First Lady Tammy Murphy's Nurture NJ initiative, the proposed budget includes additional funding for a maternal health data center and training for community health workers and doulas.
- **Public Safety:** The budget strengthens Governor Murphy's work to make our communities safer with investments to reduce gun violence and auto theft. This year, the Governor proposes expanding the ARRIVE Together program—which partners police officers with mental health experts—statewide. This budget would also make our criminal justice system fairer by eliminating fees for those who need public defender representation and increasing the compensation rate to attract more attorneys to assist the Office of the Public Defender.

The FY2024 Budget

A Summary of the State Budget

- The FY2024 budget presented by Governor Murphy recommends appropriations totaling \$53.1 billion and a historic total surplus of over \$10 billion.

FY2024 Budget

(In Millions)

	FY2023	FY2024	Change	
	Adjusted		Budget	\$
	Approp.			
Opening Surplus (Undesignated)	\$ 8,320	\$ 7,925		
Open Space Reserve	190	85		
Surplus Revenue Fund	-	1,603		
Revenues				
Income	\$ 20,411	\$ 20,884	473	2.3
Sales	13,084	13,228	144	1.1
Corporation	5,769	5,348	(421)	(7.3)
Business Alternative Income Tax	3,962	4,051	89	2.2
Other	10,829	10,318	(511)	(4.7)
Total Revenues	\$ 54,055	\$ 53,829	(226)	(0.4)
Lapses	1,549	-		
Total Resources	\$ 64,114	\$ 63,442		
Appropriations				
Original	\$ 50,695	\$ 53,085		
Supplemental	1,456	-		
Debt Defeasance and Prevention Fund Deposit	2,350	-		
Total Appropriations	\$ 54,501	\$ 53,085	(1,416)	(2.6)
Ending Open Space Reserve	(85)	(340)		
Ending Surplus Revenue Fund Balance	(1,603)	(1,603)		
Projected Ending Undesignated Surplus	\$ 7,925	\$ 8,414		
Combined Ending Surplus	\$ 9,528	\$ 10,017		

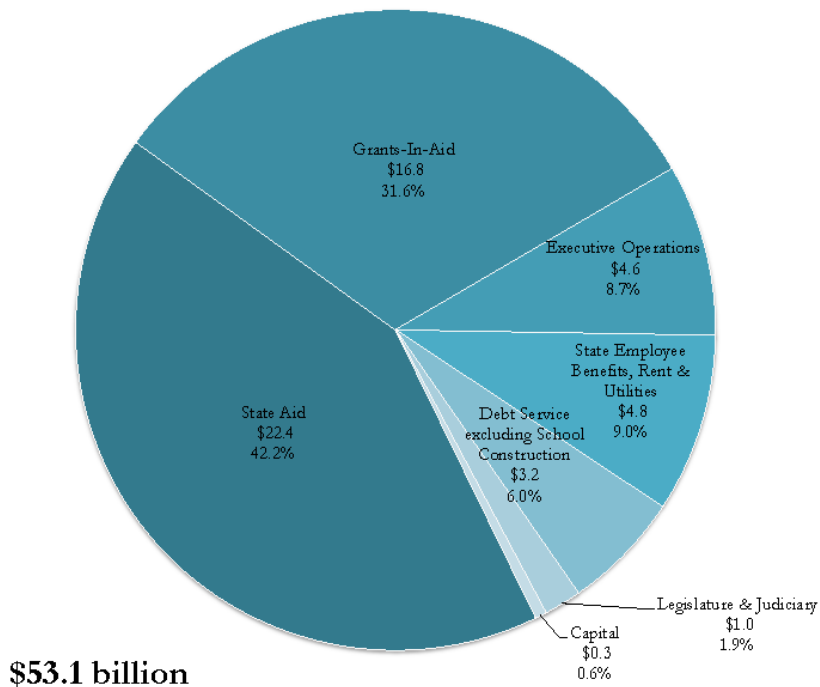
The FY2024 Budget

- More than 42 percent of the State budget will be distributed through school aid to districts, or municipal aid payments to towns and cities across New Jersey. Appropriations of this type are referred to in the budget as State Aid, and total \$22.4 billion.
- Over half of the remaining budget, or 31.6 percent of the total, is used by State government to purchase services that directly benefit residents in need. These services, which include health care coverage for low-income residents and community-based support for those with disabilities, are categorized as Grants-In-Aid and total \$16.8 billion.
- Debt Service (excluding school construction, which is a form of State Aid) will be \$3.2 billion, approximately six percent of the budget.
- Executive Operations, which represents the various direct costs of running State government, is \$4.6 billion, or 8.7 percent of the total FY2024 budget.

The revenues that will support the FY2024 budget are anticipated to be \$53.8 billion.

Building the FY2024 Budget

(In Billions)



Executive Operations: includes adult prison and juvenile facilities, State Police and law enforcement, children and families, human services and mental health institutions, and veterans' homes.

Grants-In-Aid: includes property tax relief programs, NJ FamilyCare, child protection, the Children's System of Care, services and programs to support individuals with intellectual and developmental disabilities, and support for higher education.

State Aid: includes education aid programs, school construction debt, municipal aid, income assistance programs, and aid to county colleges.

Affordability and Responsibility

The Murphy Administration is laser focused on making New Jersey a more affordable place to live. This budget does not increase any taxes for the third year in a row, while providing significant tax relief to seniors and families who need it most.

Tax Relief

Over 48 percent of the FY2024 budget recommendation, or \$25.6 billion, is allocated to direct and indirect property tax relief programs. These programs include school aid, municipal aid, and direct property tax relief to taxpayers.

Funding for Property Tax Relief

3.7% Increase

(In Millions)

<u>Programs</u>	FY2023	FY2024	Change	
	Adjusted Approp.	Budget	\$	%
School Aid	\$ 18,568.8	\$ 19,608.1	1,039.3	5.6
Municipal Aid	1,662.1	1,593.0	(69.1)	(4.2)
Other Local Aid	1,471.8	1,399.8	(72.0)	(4.9)
Direct Property Taxpayer Relief	<u>3,009.5</u>	<u>3,018.0</u>	<u>8.5</u>	<u>0.3</u>
Total Property Tax Relief	<u>\$ 24,712.2</u>	<u>\$ 25,618.9</u>	<u>906.7</u>	<u>3.7</u>

FY2023 and FY2024 School Aid amounts exclude \$857.1 million and \$867.1 million, respectively, in pension contributions funded from the Lottery Enterprise Contribution Act. Direct Property Taxpayer Relief includes Property Tax Deductions supported through the Gross Income Tax.

The reduction in Other Local Aid largely represents the elimination of one-time costs appropriated in FY2023 for state-wide local improvements.

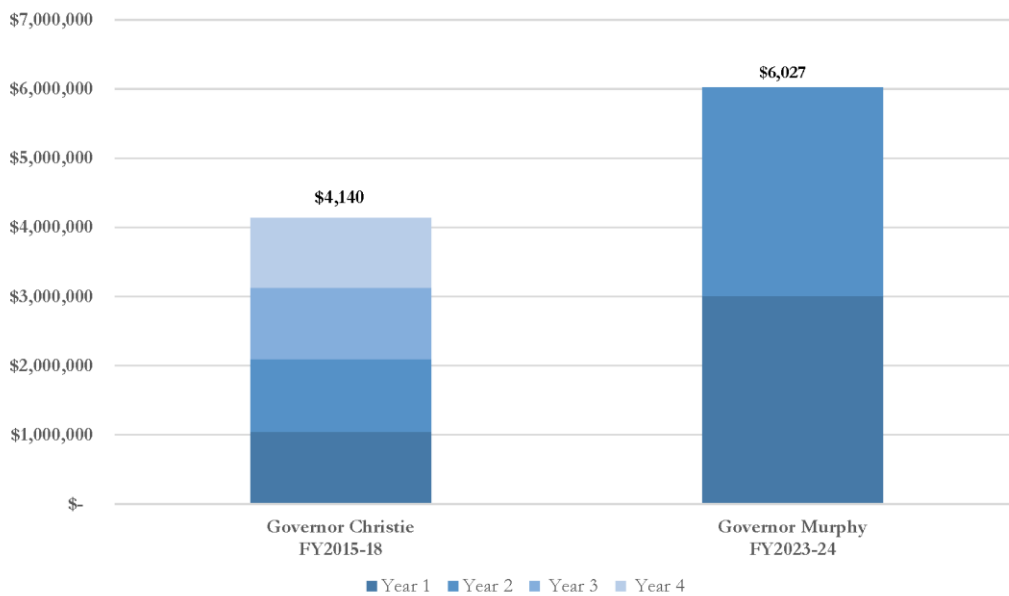
Property taxes have increased by just 9.2 percent since the Governor took office, the lowest cumulative increase for any governor in a full term since average property taxes have been measured. The Murphy Administration has seen four of the nine lowest year-over-year increases in property taxes over the past two decades. Additionally, these figures do not factor in property tax rebates such as ANCHOR, which when taken into account mean that many middle- and working-class families are paying significantly less in property taxes than they did when Governor Murphy took office.

Cumulative Increase in Average Property Taxes

<u>Years</u>	<u>Governor</u>	<u>Increase</u>
2001-2004	McGreevey	20.5%
2004-2005	Codey	7.2%
2005-2009	Corzine	20.9%
2009-2014	Christie	12.1%
2017-2022	Murphy	9.2%

This budget will mark the second year of the Governor’s historic Affordable New Jersey Communities for Homeowners and Renters (ANCHOR) Program. In FY2024, ANCHOR is expected to provide direct property tax relief for nearly 1.2 million homeowners and over 800,000 renters. The Department of the Treasury will continue to raise taxpayer awareness of the Program through targeted marketing campaigns, enhanced outreach efforts and expansion of the call center for handling constituent calls.

Direct Property Tax Relief (\$ in millions)



The Governor is also proposing to expand the Senior Freeze property tax relief program, under which senior and disabled property taxpayers receive rebate checks for any amount of property tax that exceeds the tax they paid in their base year, effectively freezing their tax bills. Under the proposal, more taxpayers will be able to qualify based on income, and the 10-year waiting period will be reduced to only three years. This is expected to bring over 50,000 households into the program who otherwise would have been ineligible. Benefit payments for these new households will begin in FY2025, after they have established their base year of eligibility.

Direct Property Taxpayer Relief Programs

(In Millions)

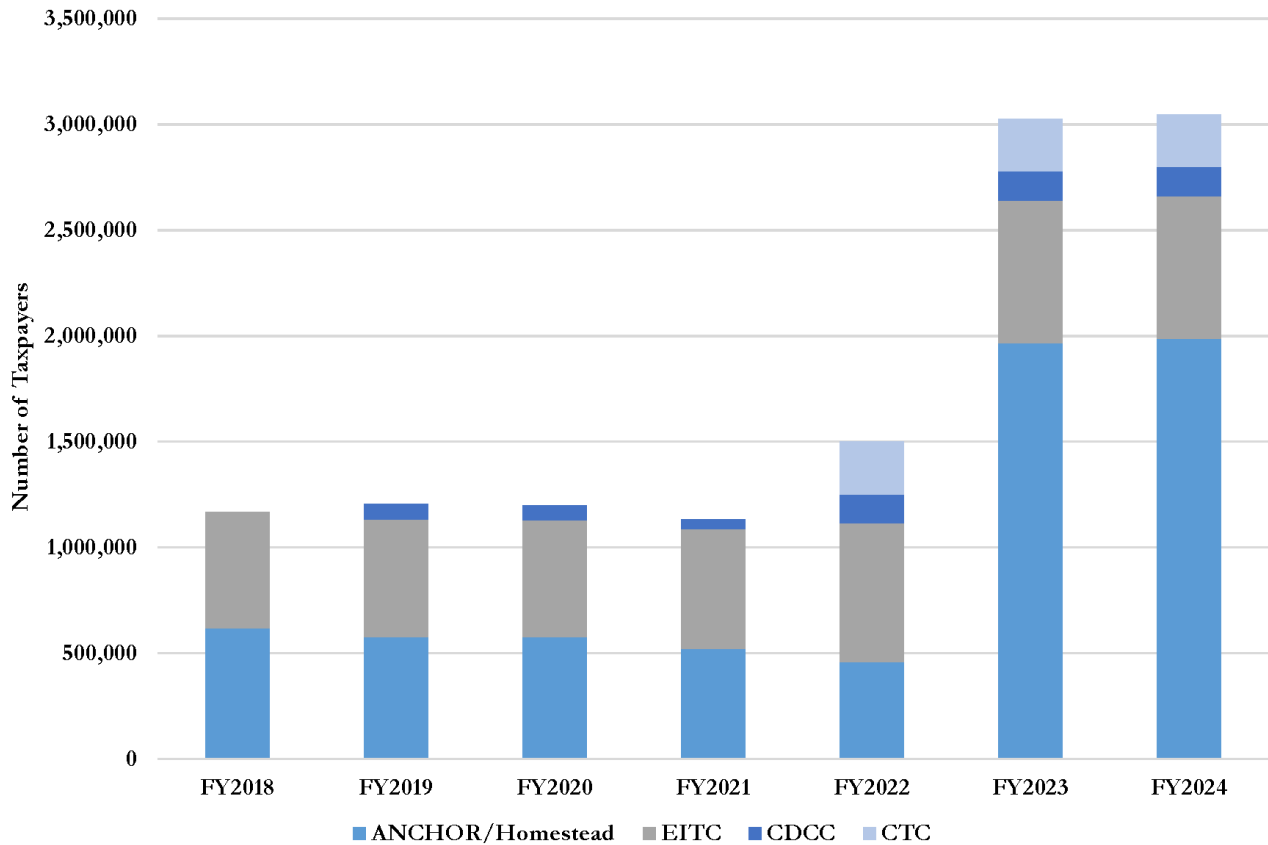
	FY2023	FY2024	Change	
	Adjusted Approp.		Budget	\$
ANCHOR Property Tax Relief Program	\$ 2,000.9	\$ 2,000.9	0.0	-
Property Tax Deduction Act	761.2	788.6	27.4	3.6
Senior and Disabled Citizens' Property Tax Freeze	199.7	186.8	(12.9)	(6.5)
Veterans' Property Tax Deductions	40.5	35.2	(5.3)	(13.1)
Senior and Disabled Citizens' Property Tax Deductions	7.2	6.5	(0.7)	(9.7)
Total Property Taxpayer Relief Programs	\$ 3,009.5	\$ 3,018.0	8.5	0.3

FY2024 continues these programs unaltered. The proposed expansion of the Senior and Disabled Citizens' Property Tax Freeze will begin to benefit eligible taxpayers in FY2025.

The FY2024 Budget

This administration has a record of providing historic tax relief to working families, including creating the state-level Child and Dependent Care Credit, expanding eligibility and benefits under the Earned Income Tax Credit, and creating the state’s Child Tax Credit. With this budget, the Governor proposes to double the benefits provided by the Child Tax Credit created last year, so that families with young children and modest incomes could receive a benefit as large as \$1,000 per child.

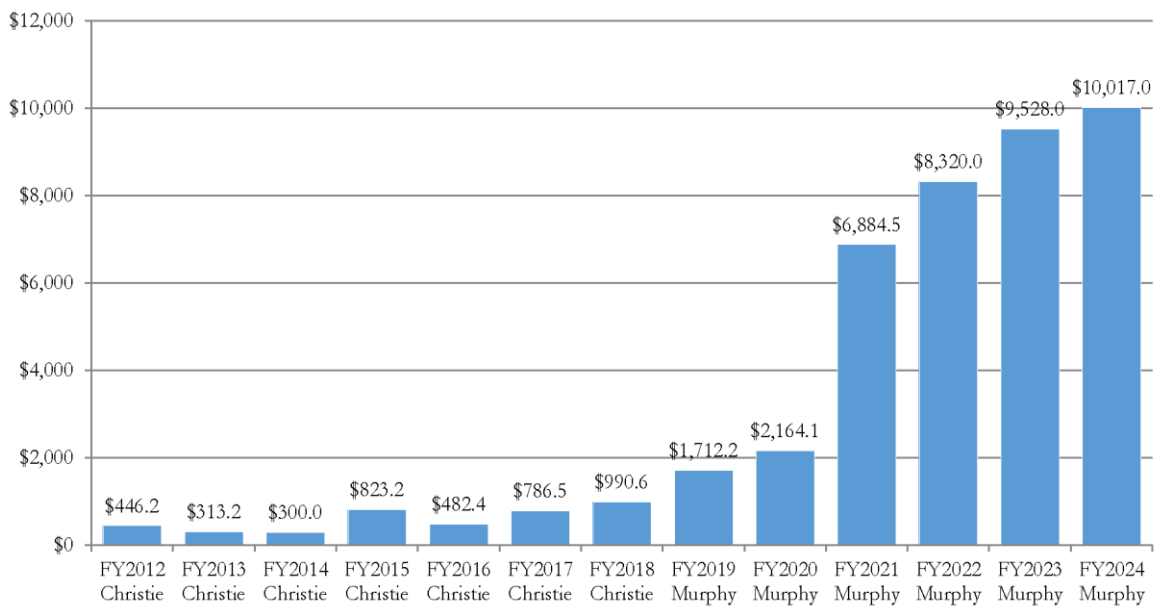
Program Participation in Tax Relief Programs



Fiscal Responsibility

To make New Jersey more affordable and rebuild taxpayers’ trust, the Murphy Administration has prioritized strengthening New Jersey’s finances and reducing its costs. These efforts have been recognized by the three largest bond ratings agencies, which have all upgraded the State’s rating within the last 12 months, and all consider New Jersey to have a positive outlook. The FY2024 budget proposal anticipates a historical surplus of \$10 billion, after another deposit into the Debt Defeasance and Prevention Fund of \$2.35 billion in FY2023. In total, including the recommended FY2023 deposit, over \$11 billion will have been deposited into the Debt Defeasance and Prevention Fund.

History of Surplus
(In Millions)



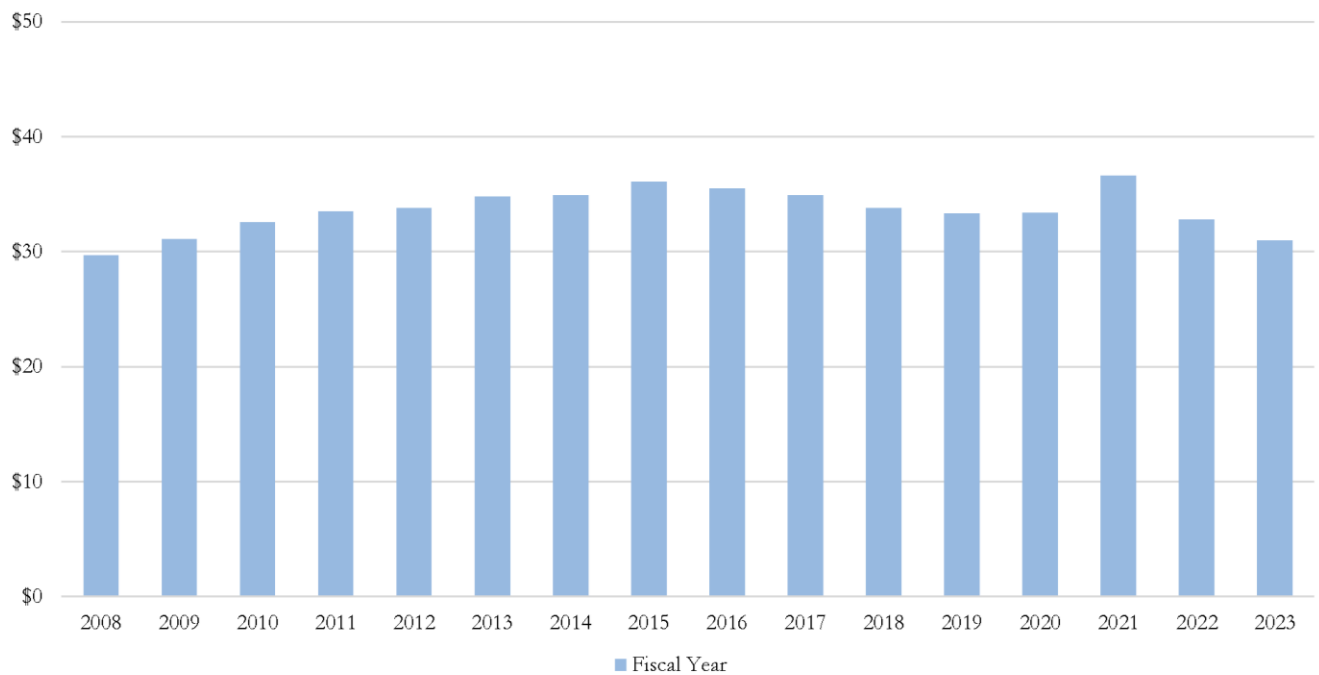
FY2012 through FY2021 represent the final audited total ending surplus. FY2022 represents the final figure, pending audit, while FY2023 and FY2024 are projected figures.

In partnership with the Legislature, this administration has been able to erase \$3.2 billion of the State’s bonded debt through a process called defeasance, saving future taxpayers \$1.2 billion in avoided debt service costs.

The FY2024 Budget

By using previous deposits in the Debt Defeasance and Prevention Fund championed by this administration, almost \$3.5 billion has been allocated to capital projects that would have required the issuance of new debt but for this foresighted investment. Drawing from the \$1.9 billion appropriated to Schools Development Authority (SDA) from the Debt Defeasance and Prevention Fund last year, an additional \$250 million will be made available in FY2024 for current projects and help SDA move forward on projects identified in its 2019 Statewide Strategic Plan and 2022 update. Total outstanding State-backed bonds have decreased by \$3.8 billion since the Governor took office in 2018.

Total Outstanding State-Backed Bonds (\$ billions)



The FY2024 budget also includes the third consecutive year of pension fund payments that meet or exceed the Actuarially Determined Contribution (ADC). The recommended contribution in FY2024, including contributions from the State lottery, totals approximately \$7.09 billion. When the proposed FY2024 pension contribution is included, the combined pension contributions during the Murphy Administration will total over \$32 billion, more than two and a half times the total amount contributed by the previous six governors combined. The ADC is nearly seven times higher than what it would have been if previous governors and legislatures had made the full payment.

**Governor Murphy Provides
Unprecedented Support to the Pension
Systems**
(In Thousands)

Governor	Defined Benefit Pension Contribution
Whitman	\$ 963,934
DiFrancesco	563
McGreevey	101,424
Codey	165,026
Corzine	2,175,596
Christie	8,758,628 *
Murphy	32,635,940 *

*Includes approximately \$1 billion in annual Lottery Enterprise contributions starting in FY2018

Municipal Aid

The FY2024 budget includes nearly \$1.6 billion in municipal aid. The Murphy Administration continues to focus on advancing shared services and local assistance, and the Division of Local Government Services has received over 7,000 shared service agreements from local governments since 2018.

To build on discussions from last fall, Governor Murphy is proposing to allocate an additional \$200 million from the American Rescue Plan’s State Fiscal Recovery Fund (SFRF) to both State Health Benefits Program members and other local governments that have experienced significant cost increases. These one-time grants would be conditioned on sustainable and actuarially verified savings ideas, which could include but not be limited to value-based and alternative payment models, medical pharmacy reforms, and migration from legacy plans.

Governor Murphy also proposes adding \$10 million more to the American Rescue Plan Firefighter Grant Program, which previously provided funds to 293 fire departments to ensure firefighters have proper protective, cleaning, and sanitization equipment during this time of heightened community need.

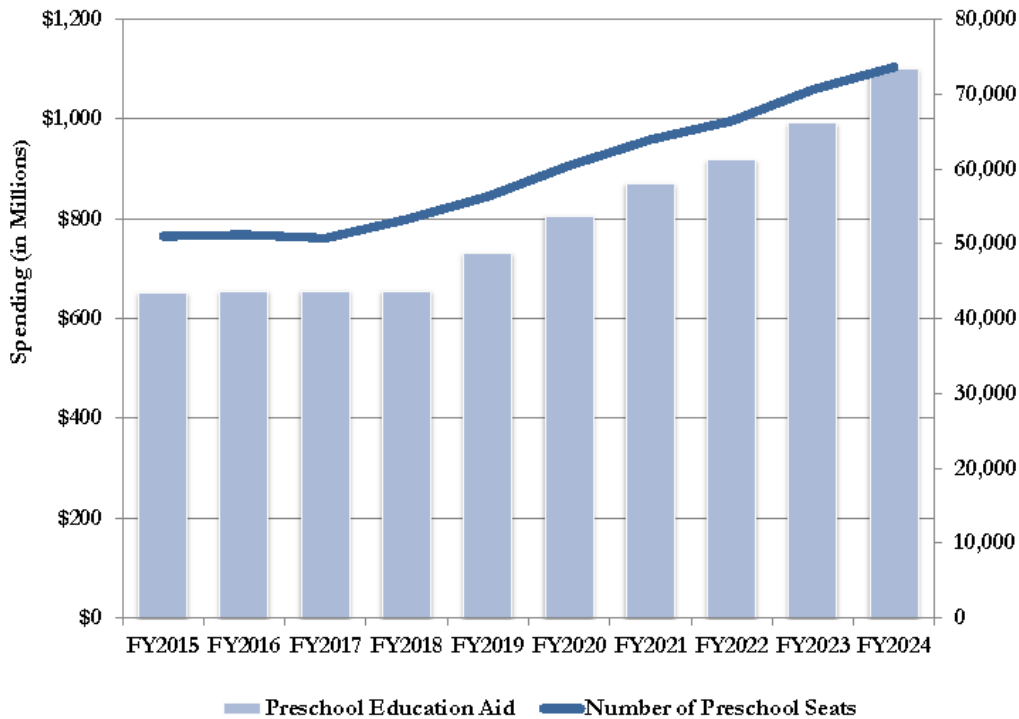
Pre-K to 12 Education

The FY2024 budget provides \$20.5 billion in funding for pre-K to 12 education (including \$867.1 million from the Lottery Enterprise Contribution Act), an increase of \$1 billion over the previous year. This includes direct payments for pension and health benefits payments for educators, representing the highest amount of School Aid funding provided in New Jersey history.

Pre-K

In FY2023 pre-K was expanded to 43 districts and provided over 3,200 new seats. Additionally, the Governor recently announced \$120 million in additional grants for preschool facilities using SFRF funds. The goal of universal pre-K comes one step closer with this budget proposal. Governor Murphy proposes \$109 million in new spending, which fully funds programs that started in FY2023, and includes \$40 million that can be used to expand programs into new districts or support other needs for expansion like workforce development. The Department of Education will also continue to work with education and child care stakeholders to advance the work outlined in the New Jersey Strategic Plan for Preschool Expansion and develop its second phase.

History of Preschool Aid



FY2020 Preschool Education Aid included \$5 million for preschool wrap-around care. This program has been shifted to a standalone appropriation starting in FY2021.

FY2015 through FY2022 represent the amount that was expended.

K-12 Education

This budget represents the sixth year of a seven-year plan designed in partnership with the Legislature. The Governor recommends a historic increase in aid of \$832 million over the previous year, including reallocations from overfunded districts to over 400 underfunded ones. This sizable increase is due in part to inflationary growth; this additional increase in funding will help schools to keep up with rising costs and limit excessive growth of property taxes. This ongoing funding demonstrates the Governor’s commitment to keeping New Jersey on a path toward fully funding the statutory school funding formula.

Governor Murphy Provides Unprecedented Support to Pre-K to 12 Education

(In Thousands)

Governor	Pre-K - 12 Formula Aid
McGreevey/Codey	\$ 26,649,503
Corzine	31,313,341
Christie I	32,801,876
Christie II	34,719,064
Murphy I	38,439,799
Murphy II	22,761,266

Murphy II reflects only the first 2 fiscal years of Murphy’s second term (FY2023 and FY2024).

History of K-12 School Formula Aid

(In Billions)



FY2015 through FY2022 represent the amount that was expended.

The FY2024 Budget

Recognizing the important role the State can play in helping New Jersey students with academic recovery from the COVID-19 pandemic, in late 2022 the Administration launched a series of academic recovery programs including the New Jersey Partnership for Student Success. In FY2024 this program will continue to recruit coaches and mentors to accelerate student learning. The Governor has already committed over \$20 million to high-impact tutoring and professional development this year and is now proposing an additional \$10 million in SFRF for these programs. This builds on \$270 million in federal funding set aside for academic recovery during the height of the pandemic and last year's Reading Acceleration/Professional Integrated Development (RAPID) Program.

This budget also includes a \$3 million investment in community schools, created through partnerships between school districts and local providers to deliver critical non-academic services to students, and invests new funds into dual enrollment efforts that will help high school students earn college credit. It renews the Climate Change Education Grants program, which was championed by First Lady Tammy Murphy and helps schools meet New Jersey's first-in-the-nation climate-change standards.

Education Workforce

The Governor also proposes over \$20 million in new investments and other supports to help ensure New Jersey has the trained and dedicated workforce to provide top-quality education to our public school students for years into the future. These include \$10 million to provide stipends for student-teachers to help them meet the costs of living while working and studying for their credentials, \$5 million to waive teacher certification fees, \$2 million for a Culture and Climate Innovation Grants to improve educator quality of life issues, \$1 million to develop local partnerships for paraprofessional training, \$1 million for a public media campaign; \$800,000 for a teacher apprenticeship program, and \$500,000 to expand the Teacher Leader Network. These proposals incorporated initial recommendations from the Task Force to Address Public School Staff Shortages. The proposed budget also maintains funding for Men of Color Hope Achievers (MOCHA) and the Minority Teacher Development Programs to support a diverse educator workforce.

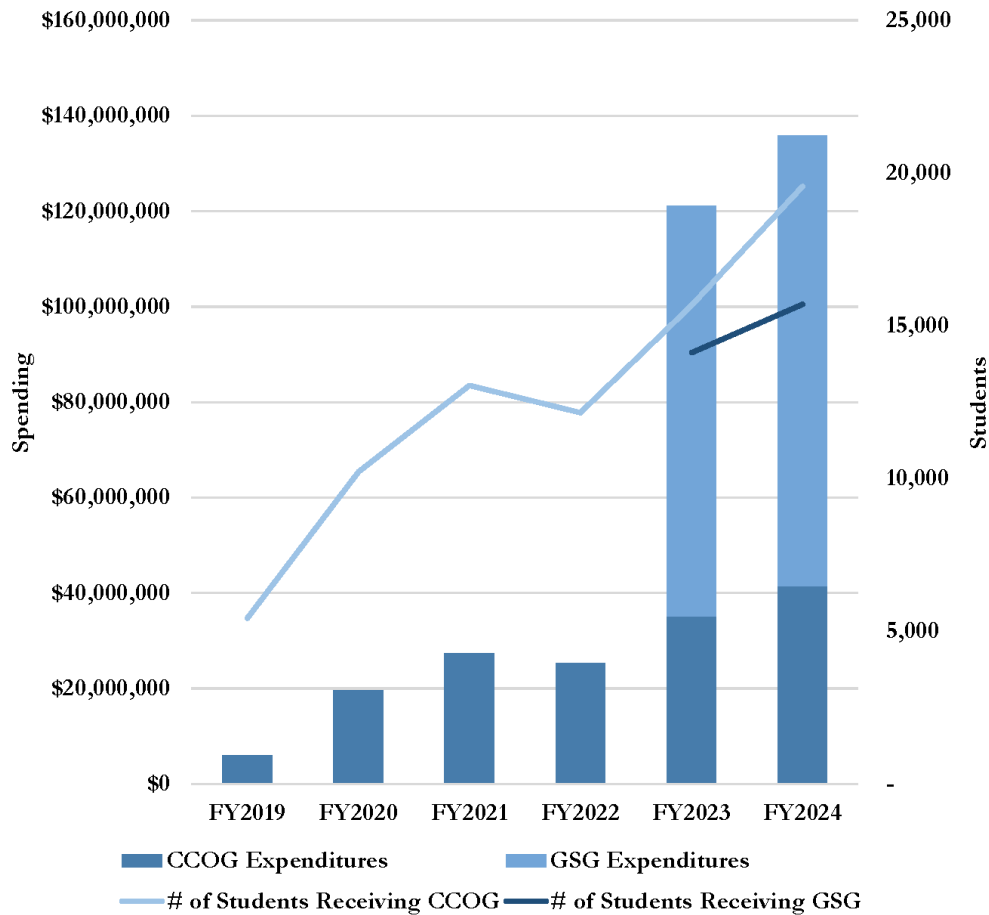
Higher Education

This budget includes more than \$3.135 billion (including \$124.2 million from the Lottery Enterprise Contribution Act) towards direct support of higher education institutions and for programs that provide financial assistance to students.

This budget builds upon Governor Murphy's commitment to make college education more affordable and accessible to New Jersey's students. It expands benefits in the Tuition Aid Grants program for the approximately 22,000 students with the most financial need with an additional \$15 million. The budget would further expand eligibility for the Community College Opportunity Grant

(CCOG) and Garden State Guarantee (GSG) programs to an estimated 4,500 students by providing a third tier of benefits to students whose family income is higher than the current limit of \$80,000, but less than \$100,000. Under the proposal, tier three CCOG recipients would receive 33 percent of the maximum benefit, and tier three GSG recipients would be ensured a maximum net price of \$10,000 for the cost of attending college.

College Promise: CCOG and GSG by Academic Year

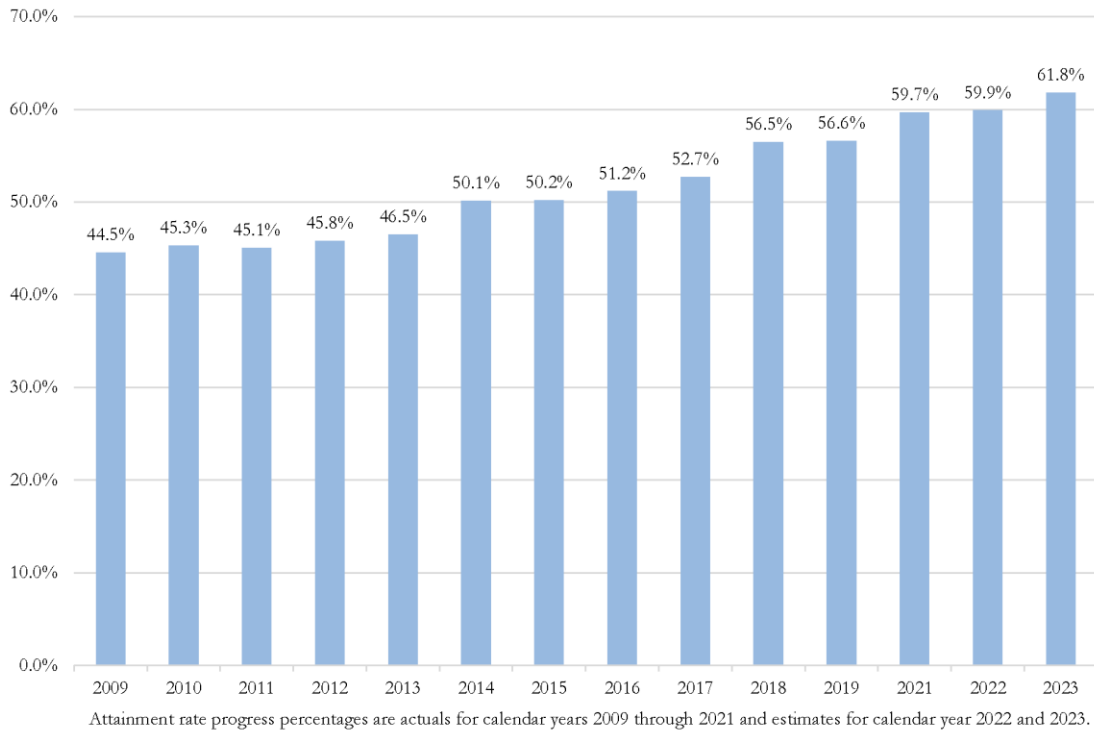


FY2019 through FY2022 represent actual expenditures and students, while FY2023 and FY2024 reflect estimated values.

The FY2024 Budget

To reach the State’s goal of 65 percent of New Jerseyans attaining a post-secondary degree or certification by 2025 (“65 by 25”), this budget expands on several initiatives to help students complete their education, including the promising Some College, No Degree program launched in FY2023.

New Jersey Degree Attainment Rate Progress to 65% by 2025



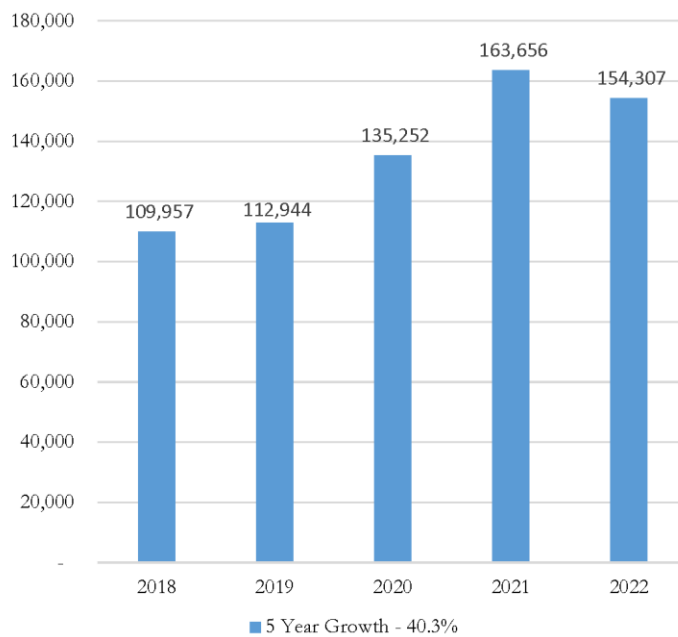
To ensure stability and future success for our institutions of higher education, this budget recommends an additional \$35 million to offset the surging fringe benefit costs faced by public research universities, and to help them become more competitive for federal research grants. The Outcomes-Based Allocation will be decoupled from GSG, which will become a last-dollar grant program administered by HESAA, similar to CCOG.

As part of its whole-of-government approach to youth mental health, the Administration is also investing \$16 million from the federal State Fiscal Recovery Fund, allocated in the FY2023 Appropriations Act, into mental health services at our institutions of higher education. A further \$10 million has been allocated from SFRF to create a statewide telehealth program for college students, to provide services both on- and off-campus.

Economic Growth

Governor Murphy has remained steadfast in his efforts to build a stronger and fairer economy in New Jersey. His economic growth record is built on support for small businesses and inclusive growth, within a framework that promotes innovation and competitiveness. The result has been exceptionally low unemployment, strong personal and business incomes, robust state tax revenues, and large increases in new filings for creation of high propensity businesses (those with a high likelihood of hiring multiple employees).

New Jersey High Propensity Filings from 2018 - 2022



Main Streets and Development

This budget builds on the successful economic development programs of recent years, first by renewing funding at \$50 million for the Main Street Recovery Program, New Jersey’s flagship small business support program that was launched at the start of the COVID-19 pandemic. In addition to providing over \$800 million in support to small businesses during the pandemic, the Economic Development Authority (EDA) has been able to help more than 1,500 small businesses across the State with its ongoing flexible small business programs – the Small Business Improvement Grant, Small Business Lease Grant, and Micro Business Loan programs – and provide additional assistance through targeted programs to small businesses in key sectors such as restaurants, child care, and manufacturing. Proving the Administration’s success in promoting equitable growth, more than a third of Improvement and Lease grants have been awarded to minority-owned businesses.

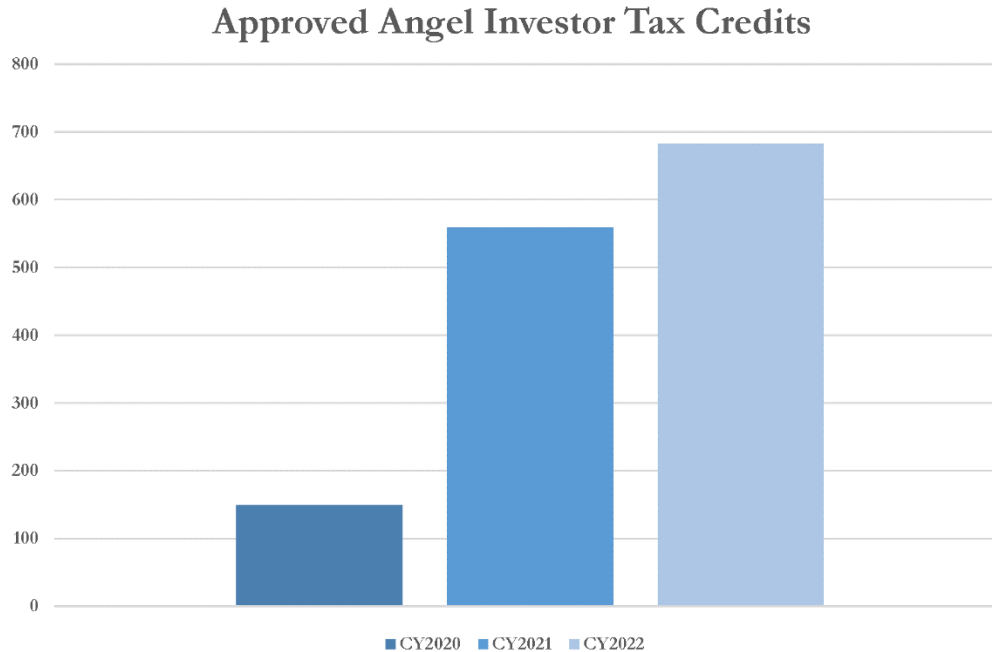
The FY2024 Budget

This year, Governor Murphy proposes the creation of a Boardwalk Fund that would help repair and renovate the seaside attractions that are so emblematic of the Jersey Shore. The State would combine federal SFRF funds, local contributions, and private capital to make the critical investments needed to enhance climate resiliency along the Shore and help the State’s tourism industry bounce back stronger after the pandemic.

The FY2024 budget also proposes an innovative new Urban Investment Fund, which will use federal SFRF dollars to revitalize urban areas where shifting patterns of work and commuting since the pandemic have reduced foot traffic and created ongoing challenges to community vitality. Grants from the Fund would be flexible and responsive to the needs of cities, and could include arts and cultural investments, beautification projects, public safety and streetscape improvements, investments in the pedestrian environment and new open space, and funding to reimagine the use of now-underutilized office space. The Governor would propose a specific set-aside for Atlantic City to improve public safety, rebuild distressed housing, and provide other social services.

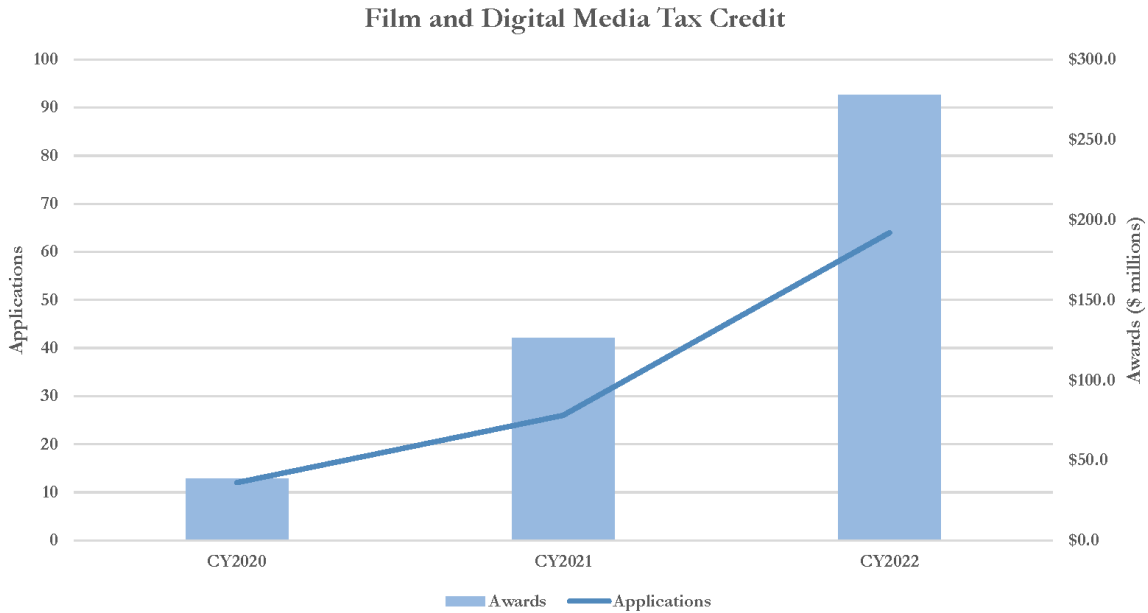
Innovation Economy

Boosting the innovation economy also remains at the heart of the Governor’s economic development strategy. Increasing utilization of EDA financing tools such as the Net Operating Loss program, which helps capitalize early-stage life science and tech businesses, and the Angel Investor Tax Credit, which is driving significant increases in angel investing in New Jersey, shows how the public sector can effectively nurture the start-up sector.



Similarly, the EDA’s Strategic Innovation Centers program supports a strong pipeline of transformative projects, including the HAX global headquarters in Newark. The Governor proposes \$50 million for this initiative in FY2024.

In December, the Film and Television Commission reported that total spending by production companies in the Garden State grew by 647 percent between 2018 and 2021, hitting a record \$501 million and creating over 5,500 jobs. This growth has been enabled by the Film and Digital Media Tax Credit that the Governor revived.



The budget also assumes that the temporary Corporation Business Surtax will sunset on schedule at the start of 2024, pursuant to P.L.2020, c.95. The 2.5 percent surtax was extended at the start of the pandemic when the State’s financial future was uncertain. A lower rate will attract employers and investment, and demonstrate the Governor’s commitment to keeping his promises and the benefits of a stronger fiscal footing. The Administration will also continue to work with its partners in the Legislature to enact revenue-neutral Corporation Business Tax reforms that – among other changes – will reduce the rate for global intangible low-taxed income (GILTI) and adopt the *Finnigan* method for combined reporting.

Inclusive Growth

To advance the work of the Wealth Disparity Task Force, the Governor proposes to spend \$6 million this year on initiatives to increase supply chain diversity, and that help interested businesses form Employee Stock Ownership Plans, which give their workers the chance to share in the benefits of business ownership.

Governor Murphy is also proposing a Social Impact Investment Fund, inspired by the work of the Public Bank Implementation Board. This fund would be seeded with \$20 million in State dollars and seek to further leverage these funds with private social impact investments. The fund, which would be established by legislation, would create a flexible and innovative mechanism to deliver below-market-rate loans, guarantees, or similar financial tools to advance socially beneficial projects and programs. The fund will initially focus on expanding the State’s ability to address water infrastructure needs in vulnerable communities and support affordable housing development.

Community Affairs

Housing Security

Under the leadership of Lieutenant Governor Sheila Oliver, the Department of Community Affairs (DCA) has received more than \$920 million in COVID-related housing assistance from the federal government, including nearly \$220 million of reallocated funds from other jurisdictions in recognition of New Jersey's success in getting money to people in need. With these funds, DCA has served more than 82,000 households. In addition, DCA has allocated \$500 million in State Fiscal Recovery Funds to more than 30,000 households through the Eviction Prevention Program. These households are receiving monthly rent stipends for up to 24 months.

DCA has also provided, in collaboration with the Board of Public Utilities, \$250 million from the Eviction Prevention Program and over \$160 million in American Rescue Plan Act Low Income Home Energy Assistance Program funding to low-income households who have fallen behind on gas, electric, water, and sewer bills due to pandemic-related financial hardship. The initial tranches of funds have been entirely expended, having served nearly 290,000 households, and the federal government recently announced that DCA would receive an additional \$35 million for assistance.

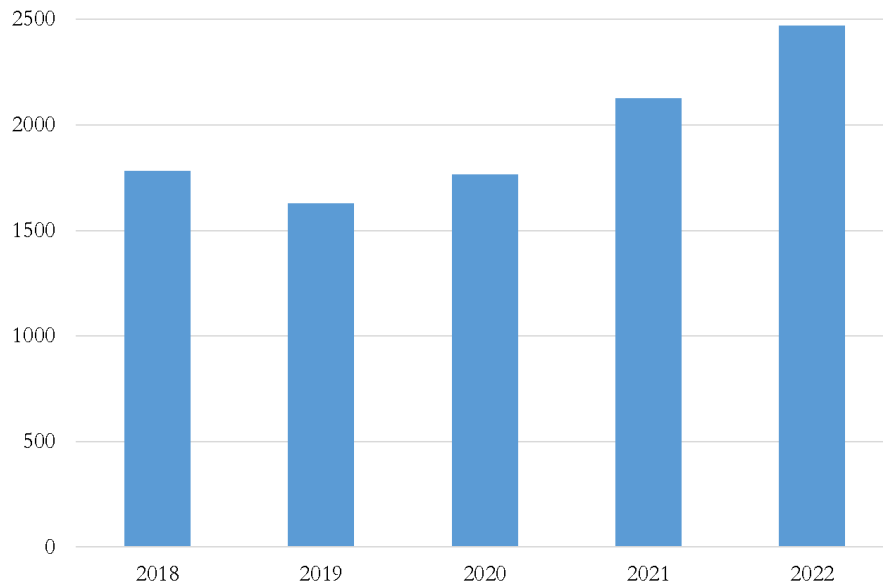
In addition, DCA's Office of Eviction Prevention launched the Resource Navigator pilot program, placing case workers in every court vicinage to divert households facing eviction and provide them with resources. Due to its success in serving more than 3,000 households since the start of the calendar year, DCA has integrated this program with its Access to Counsel program.

Affordable Housing and Homeownership

The Housing and Mortgage Finance Agency (HMFA) has dramatically grown its Down Payment Assistance (DPA) program since 2018, providing assistance to first-time homebuyers to help strengthen neighborhoods and help families begin to build wealth through homeownership. Especially with its expanded offerings in higher-cost counties beginning in 2022, the program has proven to be an effective tool to support lower-income families and to strengthen communities, and the program has had incredible success serving families of color in particular. Based on a survey of last year's DPA recipients, nearly half were Black or Hispanic and 93 percent were below the area median income.

Drawing on the work of the Wealth Disparity Task Force, the budget proposes an additional \$15 million for enhanced benefits for first-generation homebuyers, to help families who have been excluded for homeownership for generations.

NJHMFA Down Payment Assistance Recipients



Making New Jersey more affordable requires expanding the supply of affordable housing. The FY2023 budget included \$305 million in federal funds to capitalize the Affordable Housing Production Fund administered by HMFA. Paired with dollars from the Low-Income Housing Tax Credit, Affordable Housing Trust Fund, and Special Needs Housing Trust Fund, this investment will help to finally complete many 100 percent affordable developments contemplated by municipalities' Mount Laurel settlements across the state. In 2022 and 2023, the fund is also helping advance affordable housing projects that were stalled due to cost inflation and supply chain disruptions.

Further, to address affordability in our cities and enhance urban vitality, the budget proposal adds \$100 million of ARP funds to the Affordable Housing Production Fund to fund preservation of affordable units and development of new workforce housing units. In the next 10 years, thousands of affordable apartments in our cities will reach the end of their affordability terms, so these dollars will allow many units to be maintained as affordable much further into the future. In addition, as we work to revitalize our cities after the pandemic it is critical that we invest in housing units affordable to working families and that are near to jobs, transit, and services.

Finally, this budget again recommends maintaining the dedicated revenue in the Affordable Housing Trust Fund so that DCA and HMFA can invest in affordable housing.

Labor and Workforce Development

Unemployment Insurance

Since the start of the pandemic, the Department of Labor and Workforce Development has serviced over 2.9 million Unemployment Insurance (UI) claims and delivered \$39.4 billion in unemployment benefits.

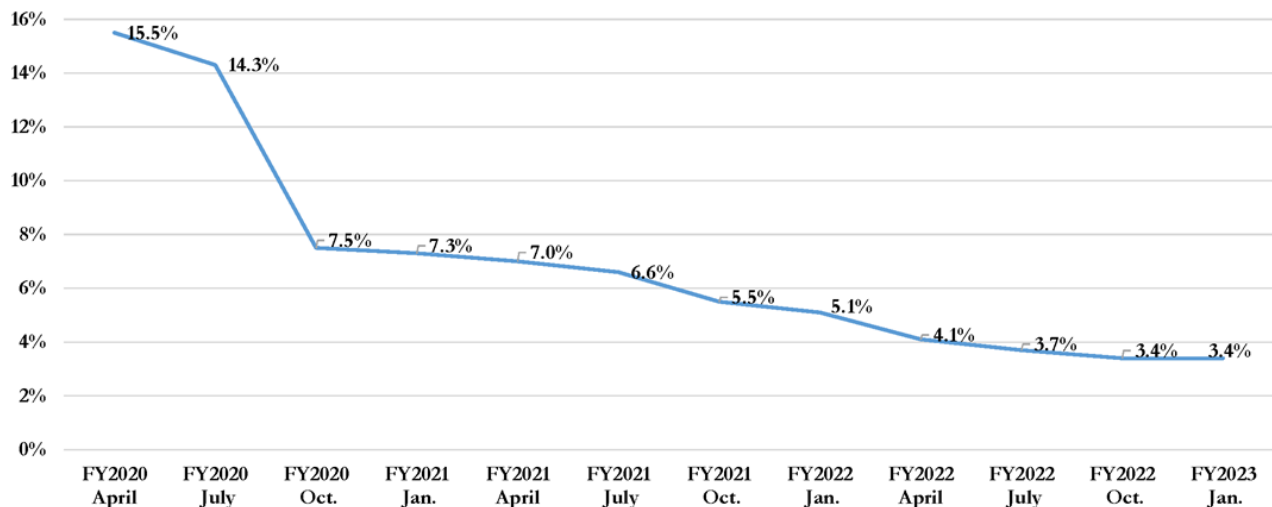
The budget includes approximately \$35 million in federal funds for ongoing work of replacing the antiquated UI systems and outdated hardware to provide a stable environment that will support increased volume, reduce the risk of fraud, allow for new self-service functions, and facilitate integration with Temporary Disability and Family Leave Insurance. This work will build on the \$25 million allocated from the SFRF in FY2022 and FY2023 and the additional \$11.6 million in state funds appropriated since FY2021.

These investments have dramatically improved the public experience with UI. Efforts by Labor and the Office of Innovation have reduced average application completion time by over 45 minutes, and the Department’s work with the U.S. Digital Service has made New Jersey a national model.

Workforce Development

Throughout Governor Murphy’s Administration, the Department of Labor has prioritized helping New Jerseyans access good jobs and build sustainable careers. This budget will increase by \$5 million, to \$27.5 million, the allocation from the Workforce Development Partnership Fund (WDPF) that invests in apprenticeships, pre-apprenticeships, on-the-job training, and other programs that develop skills while focusing on bringing more women and minorities into job training opportunities. Since the Governor took office, Labor has awarded nearly \$30 million in apprenticeship grants and the number of women apprentices has doubled.

NJ Unemployment Rate



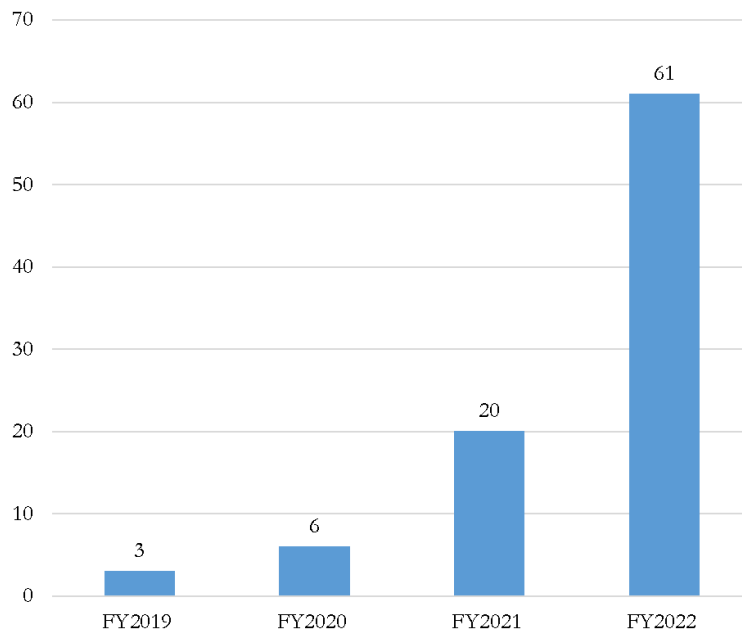
Additionally, the budget will provide support for the Center for Occupational Employment Information, which will develop software programs and mobile apps that help jobseekers navigate careers, complete online applications, optimize resumes, and prepare for interviews.

Labor Protections

The Wage and Hour Division has stepped up its enforcement of wage and hour and prevailing wage violations with additional stop-work order powers – more than two thirds of the 90 orders issued during this Administration were issued during 2022. This enforcement approach, part of Labor’s strategic enforcement initiative, enables the Department to address construction industry violations earlier in the process, reducing the number of workers employed in violation, and lessening the number of unscrupulous employers from in and out of state who misclassify and underpay their workers and then disappear before they can be detected.

The FY2024 budget includes additional funds for Wage and Hour enforcement at the Department of Labor and Workforce Development and the Department of Law & Public Safety.

Stop-Work Orders



Health Care and Social Services

Maternal and Infant Health

The budget continues to advance the mission of Nurture NJ, First Lady Tammy Murphy’s maternal and infant health initiative, which seeks to make New Jersey the safest and most equitable state in the nation to deliver and raise a baby.

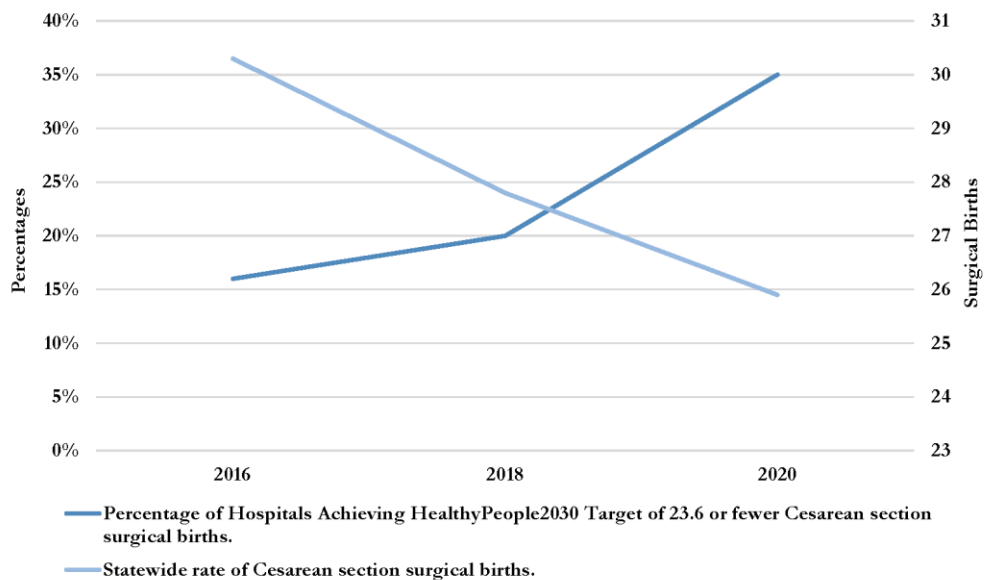
The FY2024 budget plans for the delivery of services of the Universal Home Visiting program, which will provide registered nurses to conduct home visits for all mothers and newborns within two weeks of birth. The budget builds upon the investments of FY2023 with an additional \$4.5 million for a combination of one-time and recurring payments to providers to build this new service.

In addition, the budget will help support our perinatal workforce through \$750,000 in new funding for doula and community health worker training, and a \$1 million expansion of the Primary Care Practitioner Loan Redemption Program. Data-driven quality improvements will be informed and monitored through \$630,000 in funding for the first in the nation New Jersey Report Card of Hospital Maternity Care (authorized under P.L.2018, c.82) and an additional \$600,000 for the New Jersey Maternal Data Center (created under P.L.2019, c.75). The budget proposal also includes increased funding to the Commission of Science, Innovation, and Technology in EDA to expand their Maternal and Infant Health Research & Development Seed Grant Program.

Through maternal health reforms and initiatives over the past several years, New Jersey has made significant progress in improving the quality of maternal care, including reducing the rate of unnecessary surgical/cesarean births among first-time mothers with low-risk pregnancies.

Statewide Cesarean Section Surgical Live Birth Rates Among Low-Risk, First-Time Mothers

(Per 100,000 Live Births)



Youth Mental Health

Governor Murphy has advanced the national conversation on youth mental health by making this issue his National Governors Association Chair's Initiative. The budget includes \$43 million for the inaugural year of the NJ Statewide Student Support Services (NJ4S) network, a new model for delivering mental health services to New Jersey's youth across the State. The program will create 15 regional hubs to support statewide delivery of prevention services in schools, as well as other locations in the community including libraries, community centers, faith-based-organizations, and family success centers.

Further, this budget proposes \$40 million to increase social service provider payments within the Department of Children and Families (DCF), including rates in Child Protection Clinical Services and the Children's System of Care. These investments complement the over \$60 million that the Administration and Legislature have committed in SFRF funds to youth mental health initiatives across departments over the past year, and the nearly \$80 million in pandemic-era federal set-aside funds for K-12 staff and students.

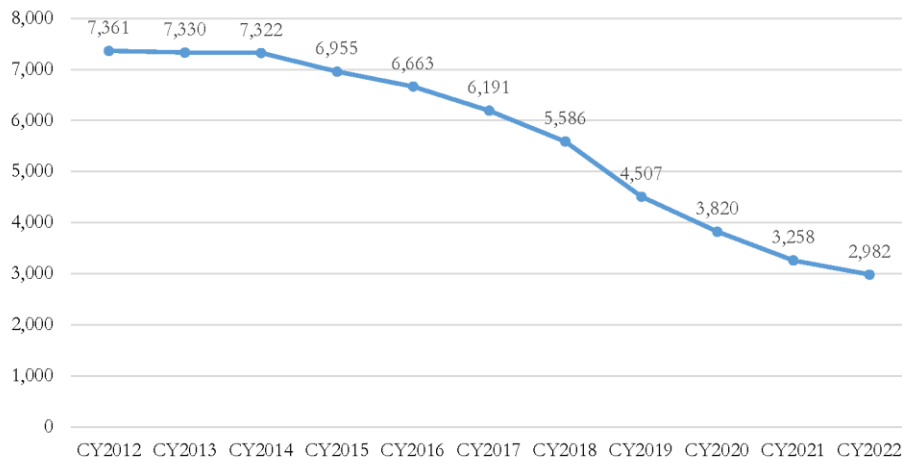
Youth Protection Services

The FY2024 budget includes a total of \$1.09 billion in State, dedicated, and federal funds for New Jersey's Child Protection & Permanency system in DCF. This Administration has sought to prioritize supportive services that keep families together or place children with relatives, rather than removing children to foster care or group homes.

The budget includes strategic new investments, including more than \$6 million to transition current services to evidence-based practices in response to the requirements of the federal Families First Act, which will provide additional federal funds to support services for children in the child welfare system. This budget also includes \$5 million for a Child Treatment Assistance Fund, helping to provide services to children who have been subjected to abuse by other children, and limits charges for foster care.

In December, the Governor signed P.L.2022, c.130 to implement the necessary accountability measures to exit from nearly 20 years of federal oversight of child protective services. New Jersey has made significant progress and now has the lowest out-of-home placement rate and the fourth lowest maltreatment rate in the country.

Children in Out-of-Home Placement by Calendar Year

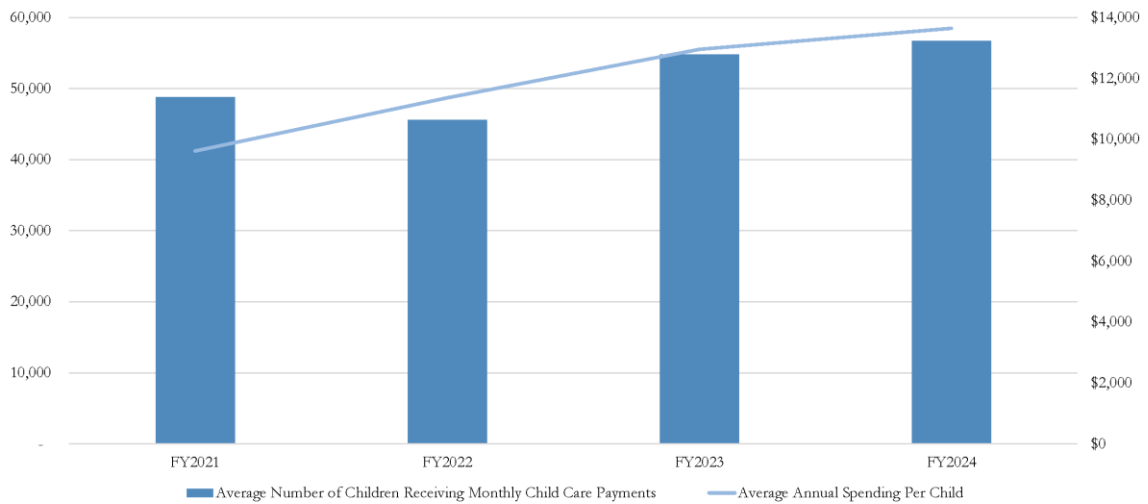


Child Care

Governor Murphy is proud to have supported New Jersey families of young children through expanding and strengthening the child care system. This budget subsidizes child care for more than 56,000 children, and provides more than \$12 million for wage increases for child care providers. This budget also maintains the \$300 monthly supplemental payment originally provided early during the COVID pandemic, waived co-pays, and enrollment-based payments for providers for FY2024.

The State will continue to develop child care capacity as EDA begins to distribute nearly \$90 million – which includes SFRF allotments from the Child Care Revitalization Fund and the FY2023 budget, as well as State funds for the Thriving by Three program – for child care facilities upgrades over the coming months.

Child Care Payment Amounts



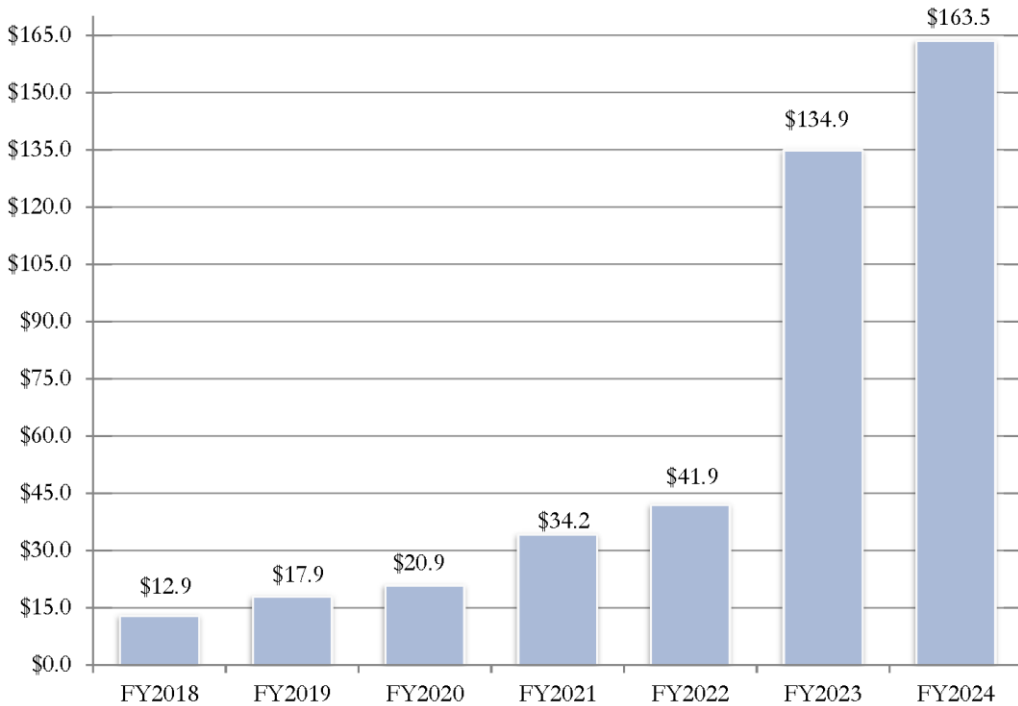
Food Assistance

Since the start of the pandemic, New Jersey’s Department of Agriculture and its newly established Office of the Food Security Advocate have worked to ensure that no family goes without food. This budget continues \$85 million in support of our food banks and emergency feeding organizations. It also expands access to free school meals under the Working-Class Families Anti-Hunger Act for children in families making under 200 percent of the federal poverty level with more than \$20 million in new funding.

The Department of Human Services will provide funding to ensure a minimum of \$95 per month to every household receiving SNAP benefits under legislation enacted in February (P.L.2023, c.13), making New Jersey the state that has done the most to preserve expanded resources for food security in the wake of the expiration of federally funded COVID-era benefits.

Through this budget, the Department of Health will receive \$1.75 million for the Healthy Corner Store Initiative. The program will provide grants to 175 small food retailers in rural, low, and moderate income areas for refrigeration, display shelving, or other equipment necessary to keep stock of healthy foods and fresh produce.

State Spending on Food Security Programs
(In Millions)



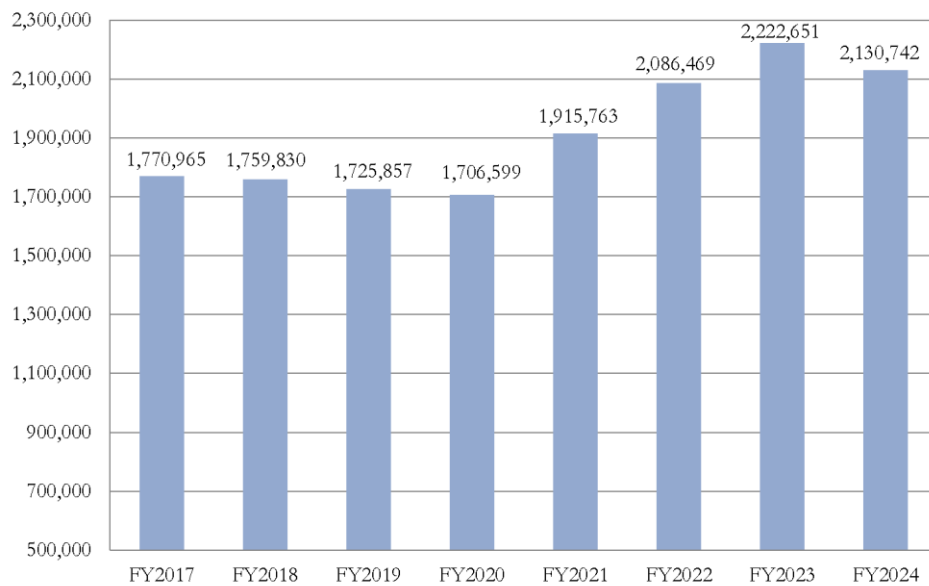
FY2018 through FY2022 represent the amount that was expended while FY2023 and FY2024 represent the amount budgeted.

Health Care Affordability and Accessibility

This budget provides over \$5.8 billion in state funding for the NJ FamilyCare program, providing comprehensive health care benefits to more than 2.1 million low-income New Jerseyans. This amount includes an additional \$36 million to expand the Workability program pursuant to P.L.2021, c.344, which provides benefits to New Jersey residents with disabilities who join the workforce and begin to earn income that would otherwise cost them their health benefits.

This budget continues the Cover All Kids initiative – to ensure healthcare for children regardless of immigration status – with \$14 million in added funding, which began enrollment in January 2023. Since the launch of Cover All Kids in 2021, more than 55,000 New Jersey children who were eligible but not enrolled are now insured through NJ FamilyCare.

NJ FamilyCare Enrollment



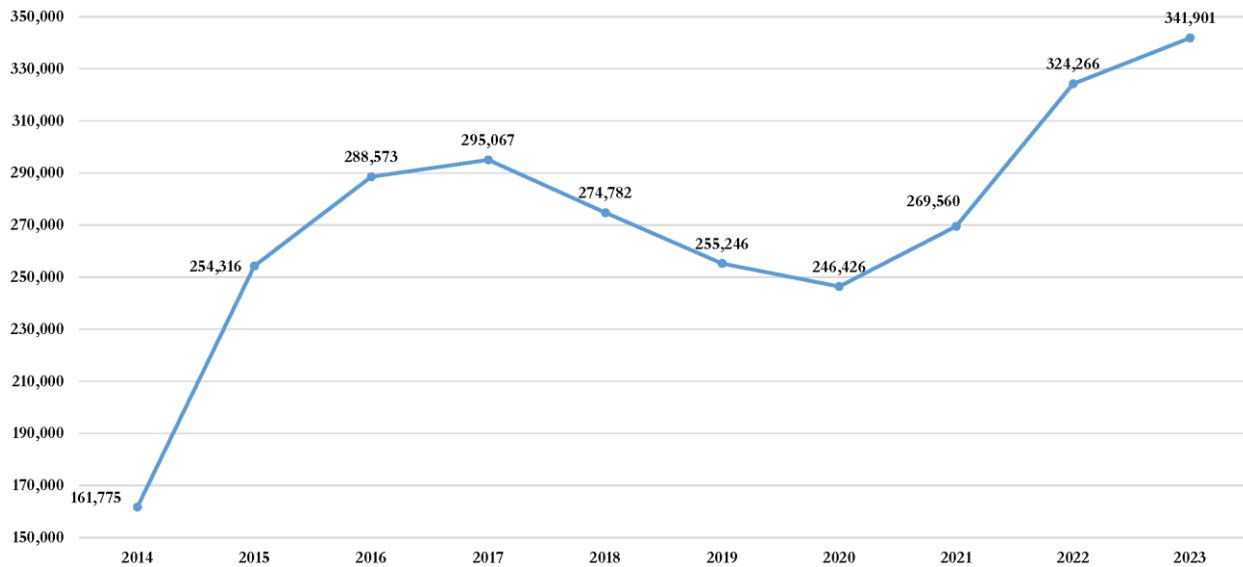
The Governor also intends to launch a pilot initiative this year to cancel New Jersey residents' medical debt, using an investment from federal pandemic relief grants. Other jurisdictions that have launched similar programs in recent years have seen as much as \$100 or more of medical debt erased for each public dollar expended. Medical debt is often unavoidable for people whether they have health insurance or not, and falls disproportionately on seniors, low-income communities, and communities of color.

The Administration continues to advance comprehensive solutions across departments to address health care costs and affordability. With the continued implementation of the Health Care Affordability, Responsibility, and Transparency (HART) Program, the State remains focused on monitoring, reporting and development of efforts to mitigate the rate of health care cost growth.

This budget also recommends committing \$700 million in revenues, received from Horizon Blue Cross Blue Shield of New Jersey over two years as a result of its conversion to a mutual holding company, to a new Health Care Affordability and Accessibility Fund. The Governor proposes using this fund to maintain and increase access to health coverage and to ensure that the health care system can better meet residents' health care needs.

New Jersey has further expanded coverage through the State-Based Exchange. In the most recent open enrollment period, a record-breaking 342,000 consumers signed up for health coverage – a nearly 40 percent increase since the Murphy Administration took over operation of the marketplace for plan year 2021. Since 2020, the number of children under the age of 18 covered by health insurance through the exchange has increased by 45 percent.

Get Covered NJ – Enrollment

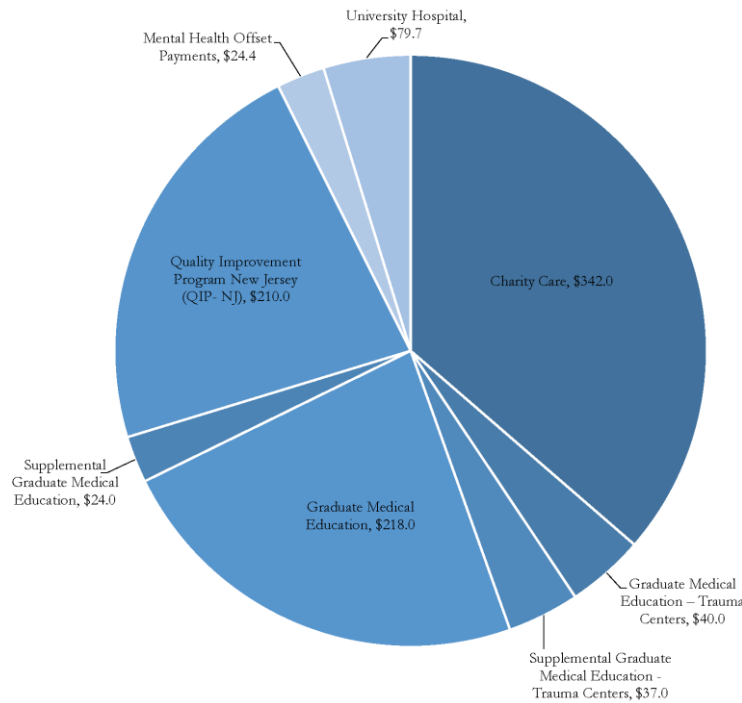


Hospital Funding

A total of \$975.1 million will be provided in direct subsidies to hospitals. This includes \$342 million for the Charity Care program, which supports all hospitals in New Jersey to offset the costs of uncompensated care, while focusing the majority of resources on those safety net facilities that provide the greatest volume of care to the uninsured relative to their total patient group.

The budget also funds the Quality Improvement Program (QIP) at \$210 million in State and federal funds. QIP rewards facilities that achieve measurable improvement across maternal care processes, reductions in maternal morbidity, improvements in connections to behavioral health services, and reductions in preventable hospital utilization for the behavioral health population.

**FY2024
Hospital Funding**
(In Millions)



To ensure New Jersey residents have continued access to a highly qualified pool of physicians, the budget maintains \$218 million for the Graduate Medical Education program, and \$24 million for Supplemental Graduate Medical Education. In addition, this budget adds \$77 million in new State and federal funding to train doctors in trauma centers, especially those with economically disadvantaged patients. These funds encourage robust medical education programs by offsetting a portion of the significant costs associated with the training of New Jersey’s next generation of physicians.

Public Health

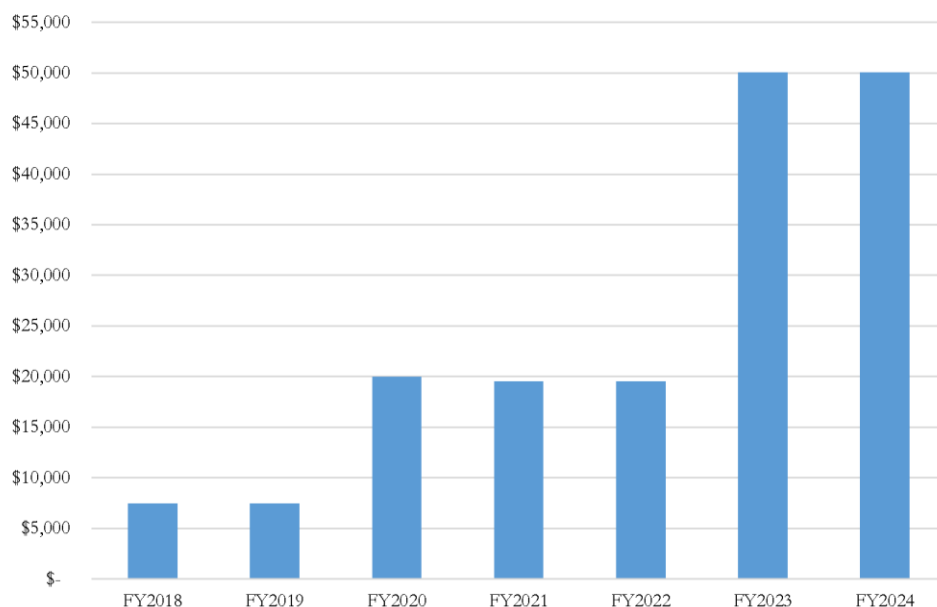
This budget builds on the historic investment in lead exposure prevention in the FY2023 budget with over \$5 million in new spending to address childhood lead exposure. These investments will provide services to children whose exposure meets the reduced blood level reference value adopted by the Centers for Disease Control and Prevention (CDC) in October 2021. In combination with funding and efforts of the Department of Community Affairs and the Department of Environmental Protection to reduce lead hazards in housing and water infrastructure, these interventions will dramatically reduce the incidence and harm caused to young children by lead exposure. In February, the Governor and Lieutenant Governor announced the first awards from the \$180 million Lead Remediation and Abatement Grant Program established with SFRF dollars in the FY2022 and FY2023 budgets.

The budget also builds upon past investments with \$1.5 million more to combat the HIV epidemic in accordance with the Department of Health’s End the Epidemic strategic plan. The spread of HIV/AIDS has slowed significantly in New Jersey, with the number of new cases down two-thirds over a decade.

In response to the overturning of *Roe v. Wade* last year, New Jersey has doubled down on its efforts to make the State a safe place for women to exercise their bodily autonomy and choose to have a family when they are ready. The FY2023 budget included more than \$30 million for family planning services (in addition to those covered by state-sponsored insurance programs); \$10 million for family planning facilities upgrades; \$5 million for OB/GYN training; and \$5 million for reproductive health facility security grants. These programs are continued in FY2024 to ensure continued availability of women’s health care in New Jersey.

Funding for Reproductive Health Initiatives

(In Thousands)



Amounts represent appropriations in FY2018 through FY2023, and the recommendation for FY2024.

The FY2024 Budget

In the past year, New Jersey has used multiple federal funding streams to make significant investments in public health infrastructure, including \$41.3 million for County Health Infrastructure Grants through SFRF, the \$75 million Enhancing Local Public Health Infrastructure Partner Organization Grant, and an \$80.5 million CDC grant for workforce and data systems.

Disability Supports and Services

The Murphy Administration's vision for equity and inclusion drives efforts to elevate the lives of individuals with disabilities, improve access to services, and strengthen the workforce serving persons with disabilities. Over the last year, the Department of Human Services (DHS) continued to serve over 24,500 individuals with developmental disabilities.

This budget proposes \$36 million to increase the rates paid to services providers for residents with developmental disabilities. It also adds \$31.3 million for wage increases to direct support professionals and \$10.4 million to address wage compression among supervisors, continuing the Governor's record investments in his first term to ensure that workers enter and remain in this important profession.

DHS will also lead a one-year, \$86.75 million effort to shore up the workforce that upholds the system of home- and community-based services on which New Jersey's residents with disabilities and others needing long-term care depend. The initiative will include a package of recruitment and retention payments, student loan redemption and related programs, subsidized training, and assistance for the translation of training materials into a variety of languages.

Aging Services and Long-Term Care

Governor Murphy remains committed to strengthening supports to promote the independence of seniors and persons with disabilities and helping them remain in their communities. This budget includes over \$207 million to meet increasing needs for NJ FamilyCare's long-term care population, including an extra \$15 million to provide for wage increases for nursing home staff. The Administration will also invest \$7.1 million to strengthen the Jersey Assistance for Community Caregiving (JACC) program by increasing the rates paid for care management and expanding hours of service that clients can receive. Further, the Governor proposes to form two additional Mission Critical Teams that will provide on-site visits to long-term care facilities to share best practices and improve conditions and care.

DHS plans to spend \$13.25 million this year to develop community housing options for individuals currently in nursing facilities and other institutions. The Department will also make one-time SFRF investments in Age-Friendly Community Grants and a Caregiver Resource Hub to help communities and individuals accommodate the needs of our older residents.

Governor Murphy remains committed to making prescription drugs and other health care more affordable for our seniors. This year, he proposes to again expand the income limits for the Pharmaceutical Assistance to the Aged and Disabled (PAAD) and Senior Gold prescription discount programs. This would mean that married couples could qualify for PAAD while earning almost \$60,000. With this change, the PAAD program will provide substantial assistance paying for prescription drugs and Medicare premiums for over 140,000 of New Jersey's eligible seniors living on modest incomes.

The Governor also proposes additional funds for the Hearing Aid Assistance to the Aged and Disabled (HAAAD) Program. After the Administration raised the reimbursement level last year, the Division of the Deaf and Hard of Hearing saw a 242 percent growth in beneficiaries.

Mental Health and Harm Prevention

In July, New Jersey moved its suicide prevention hotline to the new 9-8-8 system. Within months, call volume had increased more than 22 percent, and thanks in part to a \$28.8 million investment made in FY2023, answer rates improved over the prior year too.

The Governor's FY2024 budget strengthens the state's mental health system by investing in 150 new residential placements for individuals able to live in the community. It also provides an increase of \$27 million over FY2023 to improve payment to the division's service providers.

Harm reduction has been a key component of the Murphy Administration's response to the opioid addiction epidemic. Under a newly announced program, participating pharmacies will provide doses of naloxone, a drug that can reverse overdoses, free and anonymously. DHS will soon begin distributing direct shipments of naloxone ordered online anytime to first responders, harm reduction agencies, county prosecutor's offices, libraries, shelters, and others.

The Governor was pleased to stand up the Opioid Recovery and Remediation Advisory Council last year. He looks forward to working with its members and the public in 2023 to develop recommendations on how to leverage over \$600 million that the State and eligible local governments will receive from settlement agreements with opioid manufacturers and distributors over the next two decades.

Law and Public Safety

Public Safety

The Governor's budget continues to support initiatives that keep communities safe, including supporting law enforcement personnel and community-led prevention programs. The Governor recommends over \$8 million in additional State funds for the statewide expansion of the Alternative Responses to Reduce Instances of Violence and Escalation (ARRIVE) Together program, which pairs police officers with mental health professionals when responding to a person who is experiencing a mental health crisis. This program, first piloted by the State Police in December 2021,

The FY2024 Budget

has proven its ability to resolve crises without injury or arrests, and to help connect people to treatment for mental health or substance use disorders.

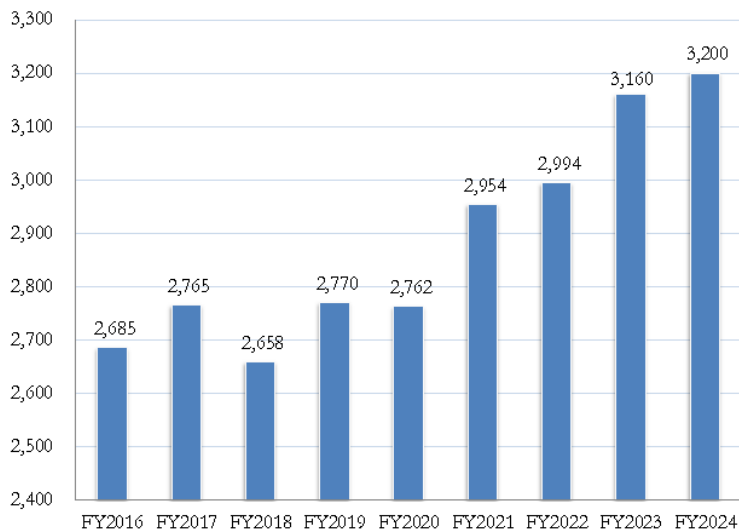
To combat violent crime, especially shootings, this budget proposes to continue spending \$10 million to support Community Based Violence Intervention (CBVI) programs, in addition to \$5 million in federal funds that the Administration recently requested of the Joint Budget Oversight Committee. This budget also proposes an additional allocation from federal funds for CBVI and Hospital-Based Violence Intervention programs, which connect victims of violence to supports that reduce the risk of retaliation or revictimization.

Governor Murphy’s focus on public safety and reducing gun violence has contributed to a 26 percent decline in overall shootings and a 17 percent decline in gun homicides since last year. New Jersey has also seen a 22 percent drop in auto thefts in January 2023 compared to January 2022.

The FY2024 budget makes significant investments in the Division of Criminal Justice to staff new units and expand existing units with a focus on reducing gun violence, reducing auto thefts, and reducing exploitation, such as human trafficking and labor cases. More than \$4 million is recommended to support the Sexual Assault Nurse Examiner (SANE)/Forensic Nurse Examiner (FNE) Program, which provides coordinated responses to victims of sexual assault. The budget proposal also invests in the Attorney General’s recently announced Statewide Affirmative Firearms Enforcement Office and Division of Violence Intervention and Victim Assistance.

This budget provides \$5 million towards the 166th State Trooper recruit class. This year, NJSP will continue efforts to increase diversity among the force, improve training opportunities, and ensure our State Police have the equipment they need to be successful. Governor Murphy intends to invest \$120 million from the DDPF in the first phase of a new State Police Training Center. This project will replace the current outdated structure with a comprehensive and multi-purpose academy and emergency management training facility.

End of Year State Trooper Count



Cannabis Regulatory Commission

Since the Cannabis Regulatory Commission’s launch in 2021, the Commission has held 23 public Board meetings, significantly expanded the medicinal cannabis program, and established the recreational adult-use cannabis industry with an emphasis on development of safe products and equitable access to business ownership.

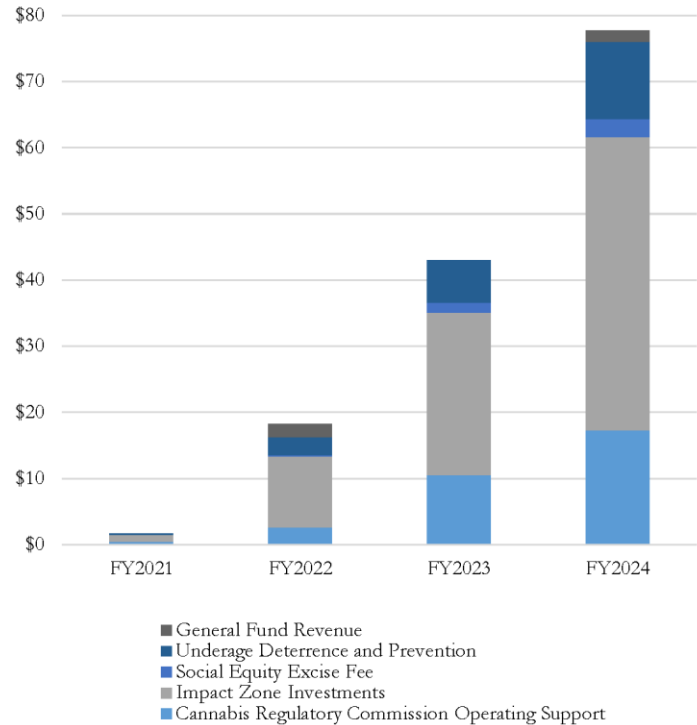
The Commission also partnered with the New Jersey Business Action Center and EDA to create two new State programs that will begin supporting cannabis businesses in 2023 with meaningful business development support and capital assistance funds for license applicants. The Department of Labor has also launched a Retail Cannabis Worker Training Apprenticeship with Rowan University.

To date in FY2023, the Commission has awarded 80 total annual adult-use cannabis business licenses including awards to 38 retailers. There are 33 total medicinal cannabis dispensaries, with 21 of these also offering adult-use sales. Recreational and medical cannabis are expected to generate over \$43 million in revenue this year and over \$77 million next year.

These new revenues will support a variety of investments to benefit those most harmed by the War on Drugs and support inclusive growth. Priority areas continue to include economic and community development, including local infrastructure; re-entry and community-based violence intervention programs; youth services, including expanded summer opportunities; and public health programming and lab capacity.

Revenues collected through the Social Equity Excise Fee will similarly be invested in economic development and community resources in Impact Zones, and the Commission will make spending recommendations to the Governor and Legislature.

Cannabis Revenue Uses
(in Millions)



FY2021 and FY2022 represent actual revenues, while FY2023 and FY2024 reflect projected figures.

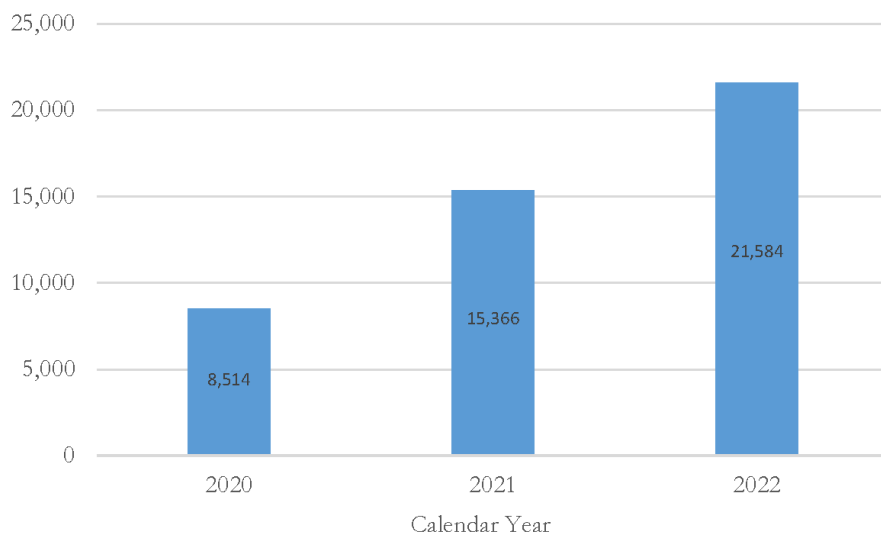
Per statute, 15% of all collected revenue will be used for underage deterrence and prevention. Of the remaining 85%, at least 70% shall support Impact Zone Investments with up to 30% provided to support the Cannabis Regulatory Commission’s (CRC) administration. Any of the funding not required to support the operating costs of the CRC is allocated as general fund revenue. Social Equity Excise Fee revenues are specifically dedicated for the support of social equity programs.

Criminal Justice Reform

The proposed budget advances the Governor’s efforts to make our criminal justice system fairer and more effective. The budget includes a \$2 million expansion of the pretrial services provided through the Judiciary, which would fund increased use of electronic monitoring and additional social services. It also maintains support for the Expungement Unit so that more New Jerseyans can fully re-engage with society.

To help ensure that residents of limited means have access to an effective legal defense, the budget provides more than \$4.4 million to increase the rates paid to attorneys assisting the Office of the Public Defender. Furthermore, in recognition of the disparate, long-term impact that many of our justice system fees and fines can have, the Administration proposes eliminating public defender fees, which are currently assessed on indigent clients regardless of whether they are ultimately found guilty.

Total Expungements

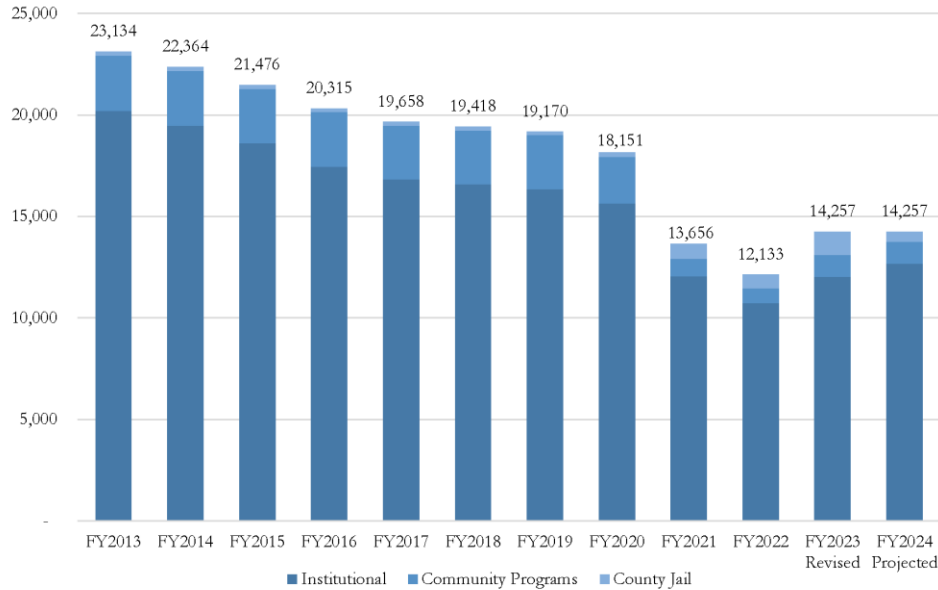


Corrections

Although past criminal justice reforms have helped to substantially decrease the population of incarcerated people over the past decade, the population in State custody has recently flattened. This budget provides important funding to preserve and prioritize the health, safety, and dignity of incarcerated people. It includes increased funding to ensure the continuity of the quality of health care provided to incarcerated people, as well as a modest increase to the wages they can earn for positive behavior and productive work.

Department of Corrections

Incarcerated Population



* As of January 2023, the overall Corrections population is 13,156.

Governor Murphy remains committed to closing the Edna Mahan Correctional Facility for Women and relocating its functions to a new, modern facility. The Governor recommends an appropriation of \$90 million from the Debt Defeasance and Prevention Fund to begin the first step toward replacing the facility, which is expected to take five to seven years.

Military and Veterans Affairs

With this budget, the State will provide a Veteran Service Office in every county, expanding from the 14 offices currently operating. This budget strengthens our veterans’ homes by providing \$2.28 million to improve staffing ratios and salaries, and to hire certified infection control specialists. The Governor looks forward to signing legislation that will require the conversion of double-occupancy rooms at the veterans’ homes to single rooms, and this budget includes funding to begin that process.

Transportation and Infrastructure

NJ TRANSIT

In FY2024, NJ TRANSIT is projected to spend \$2.87 billion, or four percent over the FY2023 revised forecast and 24 percent over FY2019. For the past six years, Governor Murphy has prevented fare increases while improving performance and the commuter experience. NJ TRANSIT’s FY2024 operating budget will incorporate \$440 million from its agreement with the Turnpike Authority, which will provide a dedicated funding stream as long as NJ TRANSIT requires it. It also includes a General Fund payment of \$140 million, which is large enough to allow for the lowest transfer from capital to operating funds since 2003.

History of NJT Fare Increases

Governor	Fiscal Years	Fare Increases	Cumulative Fare Increase
McGreevey	2003-2005	1	10%
Codey	2006	1	11.5%
Corzine	2007-2010	1	9.6%
Christie	2011-2018	2	33%
Murphy	2019-2024	0	0%

On-time performance improved for all riders during this Administration, with rail improving from 90 percent in FY2019 to 92.5 percent in FY2022, and with 13 percent fewer cancellations, and buses improving from 91.3 percent to 95 percent in the same period. Ridership continues to improve from the lows of the early pandemic, in turn improving farebox revenue.

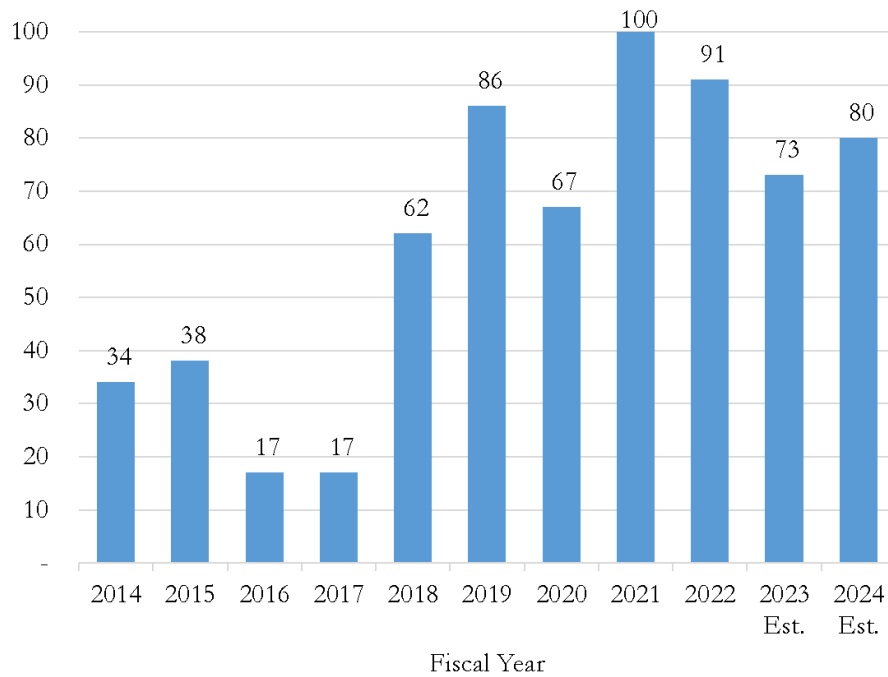
NJ TRANSIT Ridership



*2023 reflects estimated data.

NJ TRANSIT will continue to train locomotive engineers in FY2024 to improve safety and reliability. Since FY2018, NJ TRANSIT has graduated 14 classes of locomotive engineers, adding 157 engineers to its ranks. NJ TRANSIT will also continue to make critical investments in its train stations using the \$814 million allocated last summer through the Debt Defeasance and Prevention Fund.

Engineer Trainees Hired



Transportation Capital Program

Governor Murphy’s FY2024 budget appropriates \$2 billion for the State Transportation Capital Program. The budget includes \$1.24 billion for critical investments in State, local highway, and bridge projects, and another \$760 million for NJ TRANSIT capital projects. Governor Murphy will also continue to support the program with a \$498 million deposit into the Subaccount for Capital Reserves, which helps to reduce the Transportation Trust Fund Authority’s historical reliance on debt.

Through FY2024, it is estimated that the Murphy Administration will have invested almost \$2.5 billion in pay-as-you-go funding to support the State’s Transportation Capital Program, which is nearly \$2.1 billion higher than the previous Administration’s eight-year term. Since 2018, the New Jersey Department of Transportation (NJDOT) has invested over \$9.9 billion to support maintaining our local, county, and State highways in a state of good repair.

The FY2024 Budget

The budget proposal maintains support for Local Aid and Economic Development Grants, which have advanced a wider range of transportation options—including bikeways—and smart, transit-oriented development for New Jerseyans. This year, the Governor will propose increasing the investment in the Simple Fix Safety Program, which enables NJDOT to advance innovative traffic and pedestrian safety projects.

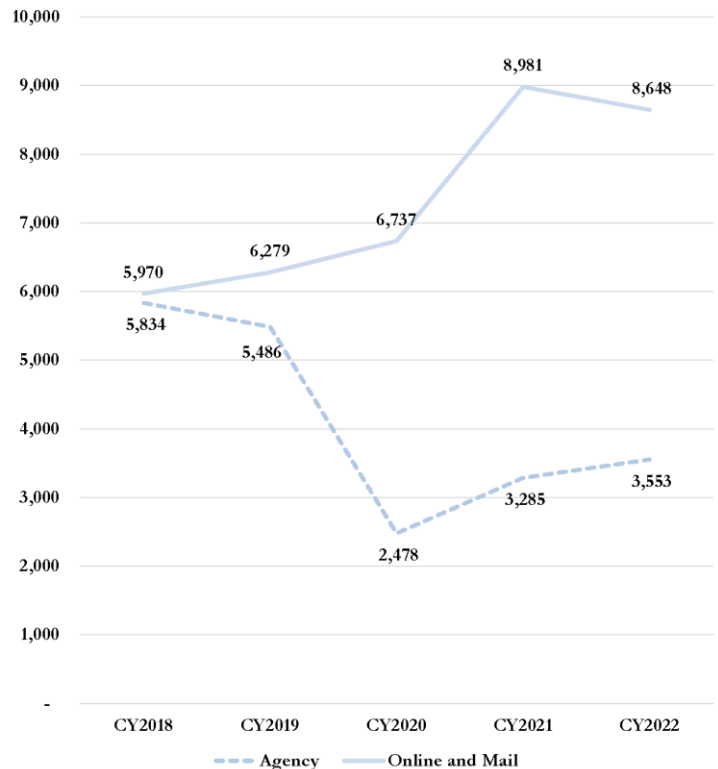
Motor Vehicle Commission

The Murphy Administration has remained committed to making the agency a national leader in customer service, efficiency, and inclusion. In FY2023, the Motor Vehicle Commission (MVC) continued its push to take 80 percent of its transactions online. MVC also worked diligently and creatively with industry partners to issue commercial driver’s licenses (CDLs) as quickly as possible to address the shortage of CDLs in the state, increasing total CDLs issued by 121 percent, from 9,595 in 2020 to 21,214 in 2022, and passenger and school bus endorsements by 180 percent, from 1,127 to 3,152 in the same period.

In addition, the Governor recommends \$5.7 million in federal SFRF money to further invest in the MVC’s information technology upgrades to improve transaction efficiency and customer service.

MVC In-Agency Transactions vs. Online and Mail: Calendar Years 2018 – 2022

(Transactions in Millions)



Energy and Environment

Clean Energy and the Green Economy

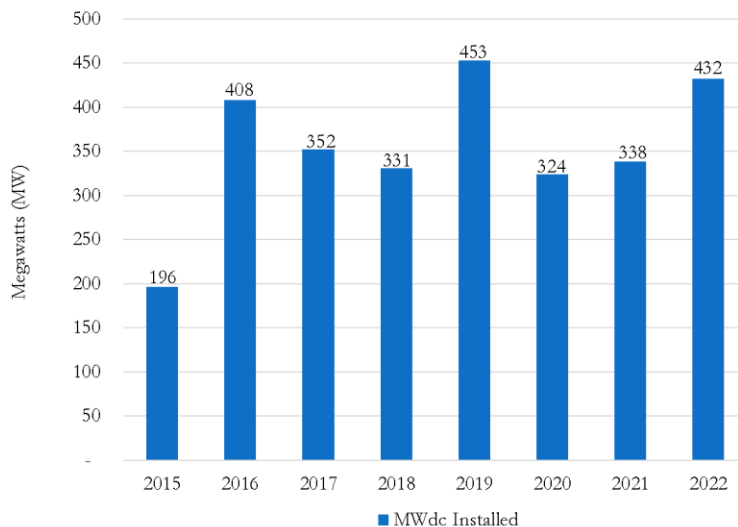
Earlier this year, Governor Murphy accelerated the State’s 100 percent clean energy target to 2035. In FY2024, the Clean Energy Program will have \$274 million to support programming, compared to an average of \$177 million under the Christie Administration. This includes an increase of \$12 million due to a reduced allocation to NJ TRANSIT compared to FY2023. The budget also includes \$40 million to seed a new Green Fund at EDA, which could attract up to \$280 million in private capital to advance projects to advance the State’s new and bold environmental goals. This will complement the \$80 million Clean Energy Business Financing Program that EDA plans to create with federal State Small Business Credit Initiative (SSBCI) funds.

New Jersey continues to develop its capacity for offshore wind power generation. In September, the Administration increased the State’s current goal of 7,500 megawatts (MW) by 2035 to 11,000 MW by 2040. The New Jersey Board of Public Utilities (BPU) will study the feasibility and benefits of increasing the target further.

New Jersey is on track to meet or exceed its one-year record for new solar installations of 453 MW set in 2019, with 432 MW installed in 2022, excluding two more months of reports still to be finalized. It is likely that New Jersey will have surpassed 170,000 installed solar systems in 2022, creating a statewide cumulative capacity of more than 4,300 MW. The Administratively Determined Incentive Program, which provides incentives for residential solar installations, has been open since August 2021, and the Competitive Solar Incentive program, which focuses on large grid-scale projects was approved this December. In the coming months, BPU will also release a straw proposal for the permanent Community Solar program for stakeholder feedback.

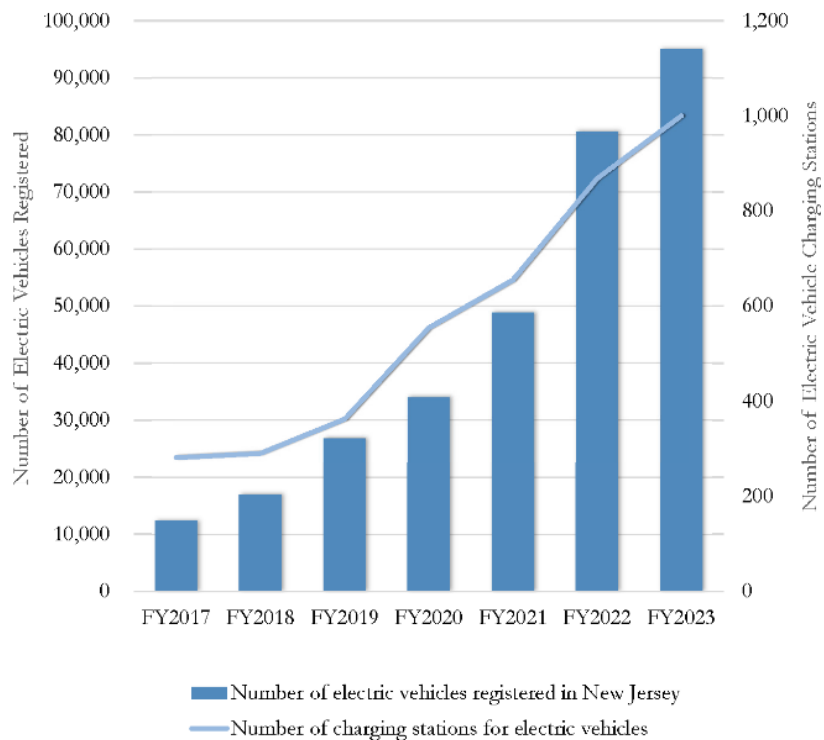
Megawatts of Solar Capacity Installed

(MWdc Installed by Calendar Year)



Electric vehicle (EV) adoption has surged during the past fiscal year, and multiple departments across the Administration are enabling this expansion. In addition to BPU’s successful Charge Up New Jersey Program, the Board has also approved over \$215 million in utility programs to incentivize the Make Ready program for over 1,500 Fast Chargers and over 6,000 Level 2 chargers over the next four years. The Department of Environmental Protection (DEP) and EDA have also leveraged tens of millions of dollars in Regional Greenhouse Gas Initiative (RGGI) funds to lower upfront costs for medium- and heavy-duty EV adoption.

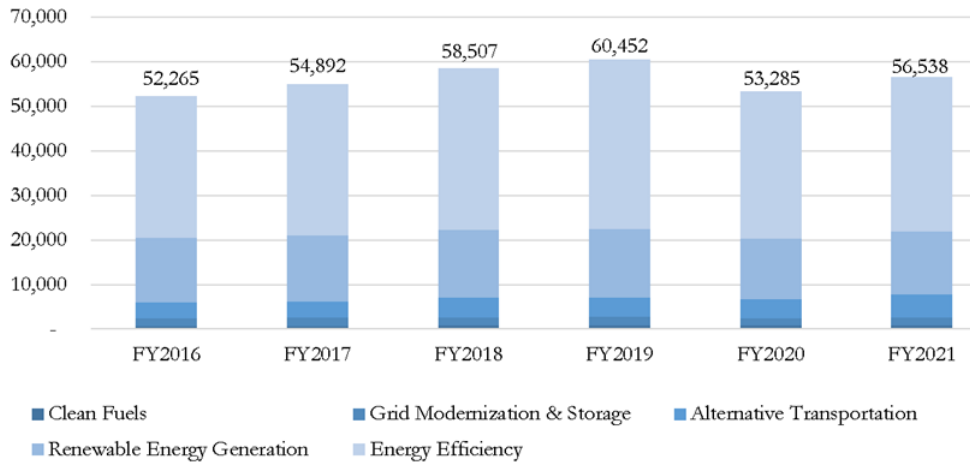
Green and Clean Energy - Electric Vehicles



Green Jobs

Governor Murphy’s environmental agenda has always focused on aligning the clean energy transition with equitable green jobs workforce development. The Governor’s Office of Climate Action and Green Energy (OCAGE) continues to advance initiatives that grow a demographically representative and inclusive green workforce as New Jersey pursues its clean energy future. In September, the Governor announced the release of the Green Jobs for a Sustainable Future report. Since then, OCAGE has advanced the State Building Electrification Project, worked with the EDA to launch the Offshore Wind Workforce and Skills Development Grant Challenge, and partnered with DEP on the NJ BRIDGE program, which assisted workers looking to enter the green economy with a particular focus on overburdened communities.

Green Jobs

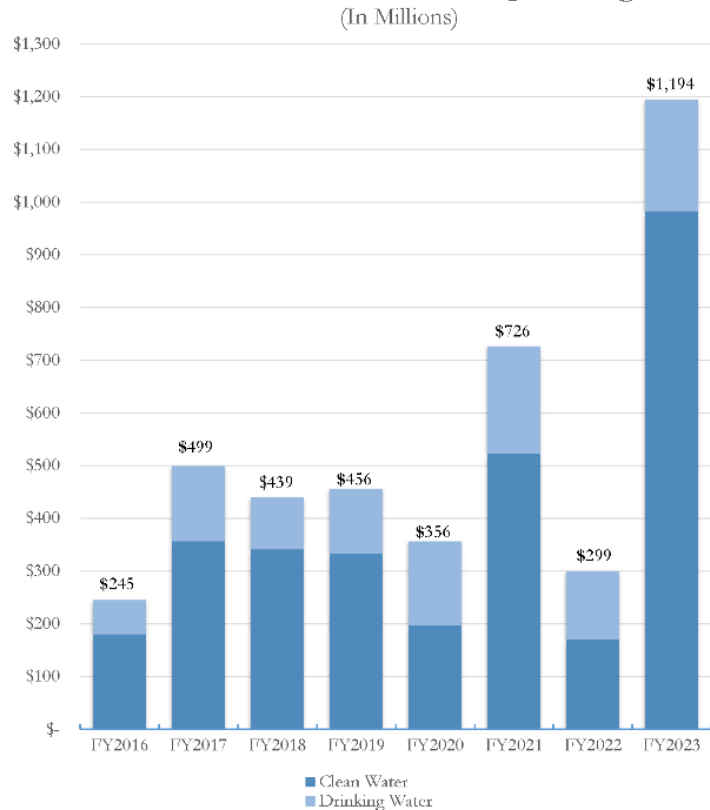


The Governor’s target for building decarbonization will also contribute growth in the green buildings sector, one of the fastest growing segment of green job growth. The Governor’s Clean Buildings Working Group, convened in October 2022, is developing strategies to maximize the impact of these opportunities and the changing federal funding landscape to New Jersey’s workforce.

Environmental Protection

New Jersey has delivered record-breaking investments in water infrastructure during FY2023. Total clean water and drinking water projects are expected to total nearly \$1.2 billion, far exceeding the FY2021 record of \$726 million. The Governor will propose an additional allocation from the State Fiscal Recovery Fund, building upon the \$300 million provided in the FY2023 Appropriations Act. This will combine with a continued \$60 million State appropriation for Drinking Water and Clean Water Infrastructure, ongoing support from the Water Bank, and new federal funds provided under the Infrastructure Investments and Jobs Act. These investments will improve the quality, affordability, and resiliency of our drinking and wastewater infrastructure.

Water Infrastructure Spending



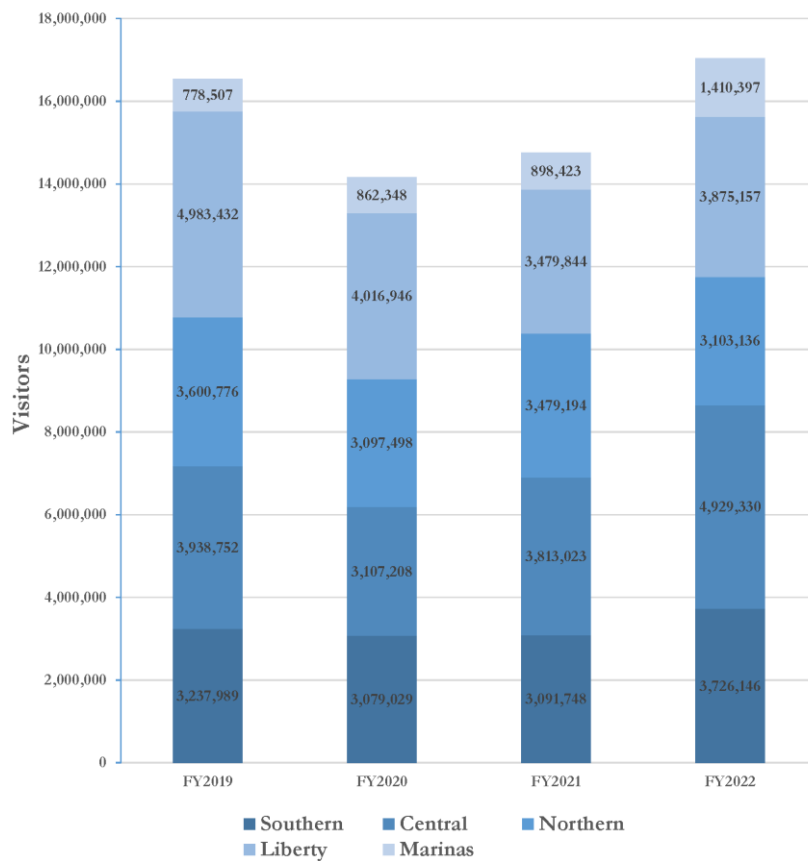
FY2016 through FY2022 represents the amount that was expended while FY2023 represents the amount that was budgeted.

The FY2024 Budget

The budget proposal also includes \$8 million in additional appropriations for shore protection and flood risk mitigation projects. These will help provide State matching funds for U.S. Army Corps of Engineers projects to replenish beaches critical to the tourism industry, and to protect lives and property from damage from increasingly common storms and sea-level rise.

The Murphy Administration has also made substantial commitments to parks. After announcing the acquisition of nine miles of former rail line between Jersey City and Montclair, DEP has begun planning to develop a new Greenway park – a thriving recreation and transportation corridor traversing two of the most densely populated counties in New Jersey and in the nation. The budget includes funding for 18 additional DEP staff to maintain and improve our urban state parks, and continues last year's popular park fee waiver.

Park Visitors



Managing wildlife, especially in New Jersey’s suburban and rural areas, is also a priority for this Administration. The FY2024 budget includes an additional \$500,000 to support the use of bear-proof trash receptacles, building upon past years’ investments in DEP to reduce the number of bear-human interactions. The budget also proposes \$160,000 for deer management grants to help localities develop management plans and administer hunting and processing activities.

A significant portion of DEP's funding will come from constitutionally dedicated Corporation Business Tax (CBT) revenue supplemental appropriations that have been provided separately from the Governor's budget each year since FY2017. These account for about \$242 million in FY2023 adjusted appropriations, and the removal of this funding in FY2024 results in a large reduction seen year-over-year. Similar supplemental appropriations will be made in FY2024 to continue to support the constitutionally dedicated programming.

Agriculture

The Department of Agriculture maintains its mission to promote, protect, and serve the Garden State's diverse agriculture and agribusiness industries. The department has been key in surveillance and control of animal-based hazards such as avian influenza and the spotted lanternfly, and the Governor has proposed federal funding to expand this work.

This budget provides funding for renovation at the Phillip Alampi Beneficial Insect Lab, commonly known as the "bug lab". It also supports the Next Gen Farmers Program, a new initiative of the State Agricultural Development Committee to identify, train, equip, and support the next generation of farmers in New Jersey.

State Operations

Health Benefits

In FY2024, the State expects to spend \$5.5 billion on health benefit payments from all resources for all state, municipal, and education enrollees. The Administration will continue to work with its partners in labor to maintain the highest possible quality of care at the lowest possible costs. The Governor proposes strengthening the Division of Pensions and Benefits this year by allowing it to hire an additional 30 employees and adding capacity in finance technology, data analytics, contract management, and procurements. The Division will also start to spend nearly \$19 million on critical technology upgrades. The Administration will continue to share data with the Legislature and other partners as it works to develop new efforts to bring health benefits spending closer in line with medical inflation.

Equity and Inclusion

This budget includes several initiatives designed to address the causes of, and provide remedies for, the long-standing race-based wealth disparities in New Jersey. Several proposals described above derived from the work of the Wealth Disparity Task Force, established by Executive Order No. 262, including down payment assistance for first-generation homebuyers, establishing employee stock ownership opportunities, eliminating public defender fees, and erasing medical debt.

The FY2024 Budget

This February, Governor Murphy signed Executive Order No. 319 to establish an Equity and Sustainability Advisory Council and require each of the principal Cabinet departments to designate a senior-level employee to perform the functions of Chief Diversity Officer. To help guide the departments as they evaluate their workplace culture and measure the impact of programs and services, the Council will develop a statewide strategic plan that improves outcomes and aligns the equity work across State government.

The budget provides \$200,000 to the Civil Service Commission to implement P.L.2021, c.234 and P.L.2021, c.466. Under the first of these, CSC will offer a preparatory course to attract low-income community residents into law enforcement careers and conduct an analysis of the racial composition of New Jersey law enforcement agencies. Under the latter, CSC will begin to operate its State as a Model Employer (SAME) of People with Disabilities program. The budget also provides additional support to the Department of Treasury as it moves towards the completion of the disparity study.

Capital and Infrastructure Upgrades

The FY2023 budget provided State and SFRF appropriations for the Office of Innovation's work on the Resident Experience initiative. This work expands on New Jersey's successful track record using digital technology to further streamline, simplify, and improve how New Jersey delivers benefits and services to residents.

This year, the Administration proposes another substantial investment of \$101.6 million, excluding all federal funds, to ensure that State facilities are safe and functioning. This investment will fund critical projects at State facilities such as psychiatric hospitals, correctional institutions, and developmental centers. Over the past three years, the Murphy Administration has significantly increased funding for State capital needs, addressing the costs of years of underinvestment. The level of State capital investment in FY2024 exceeds the entire investment under eight years of the previous Administration.

Federal Funds Overview

Governor Murphy remains committed to maximizing the impact of flexible federal funding on New Jersey's recovery without creating unsustainable commitments for the State budget. New Jersey received \$6.2 billion from the American Rescue Plan's State Fiscal Recovery Fund in 2021, which federal law requires to be obligated by the end of 2024 and expended by the end of 2026. The Governor has been pleased to work with the Legislature since that time to allocate approximately \$4.8 billion of that money to a variety of worthy purposes, including public health, economic stabilization, water infrastructure, child care and pre-K investments, eviction prevention, and affordable housing.

The Governor plans to work with his partners in the Legislature to allocate all uncommitted funds in this year's appropriations act. The Administration continues to focus on transformative, one-time investments in our people, communities, and infrastructure:

- New investments in people would maintain pandemic-era services and spur academic recovery.
- New investments in communities would improve public safety, provide critical support for cities and local governments, and create more affordable housing.
- New investments in infrastructure would strengthen the State's clean and drinking water networks and modernize State services for residents.

The FY2024 Budget

Current and Potential SFRF Allocations

Department	Program	Estimated Spend
PEOPLE		
Pandemic Response		
Community Affairs	Eviction and Homelessness Prevention Program	\$ 798,000
Education	Special Education Services/County Special Service Schools	200,000
Board of Public Utilities	School and Small Business Energy Efficiency Stimulus Program	180,000
Human Services	Excluded New Jerseyans/ITIN Holder Direct Assistance	120,000
Economic Development Authority	Sustain and Serve	10,000
Agriculture	Food and Hunger Programs	10,000
<i>Children and Families</i>	<i>Domestic Violence Housing Support</i>	<i>14,000</i>
Education/Workforce (Creating Opportunity)		
Various	Child Care Facilities/Initiatives	\$ 178,000
Education	Preschool Facilities Construction	120,000
Various	Youth Mental Health	65,000
Labor and Workforce Development	Return and Earn	10,000
<i>Education</i>	<i>High Impact Tutoring Program</i>	<i>10,000</i>
<i>Economic Development Authority</i>	<i>Additional Child Care Facilities Funds</i>	<i>*</i>
COMMUNITIES		
Hospitals and Higher Education		
Health	Level 1 Trauma Centers	\$ 550,000
Higher Education (OSHE), Treasury	Higher Education Capital	340,000
Community Affairs, Health	Hospitals Funding	143,550
Economic Development Authority	University Hospital Study and Plan	50,000
<i>Higher Education (OSHE)</i>	<i>Additional Higher Education Capital</i>	<i>*</i>
<i>Health</i>	<i>Medical Debt Forgiveness</i>	<i>*</i>
Public Health and Safety		
Community Affairs	Home Lead Paint Remediation	\$ 180,000
Health	County Health Infrastructure	41,259
Law and Public Safety	License Plate Reader, Violence Prevention/Detection, Digital School Mapping	23,500
Economic Development Authority	Maternal and Infant Health Center Capital	20,000
Law and Public Safety	Hospital-Based Violence Intervention	10,000
Community Affairs	Firefighters	10,000
<i>Community Affairs</i>	<i>Firefighter Safety Grants</i>	<i>10,000</i>
<i>Law and Public Safety</i>	<i>Hospital- and Community-Based Violence Intervention</i>	<i>*</i>
Economic Development and Tourism		
Economic Development Authority	Small Business Assistance Programs	\$ 135,000
State	Tourism + Business Marketing Initiatives	30,000
Economic Development Authority	Real Estate Projects Fund – Property Assemblage	30,000
Economic Development Authority	Commuter and Transit Bus Private Carrier Pandemic Relief and Jobs Program	25,000
Treasury	Revolutionary War State Owned Historic Sites	25,000
Economic Development Authority	Activation, Revitalization, And Transformation (ART) Program	25,000
Community Affairs	Neighborhood Revitalization Tax Credit/Neighborhood Preservation	10,000
Transportation	Small Business Grants	10,000
Economic Development Authority	Gap Financing - Real Estate Projects Funding (Construction Inflation Fund)	10,000
<i>Community Affairs</i>	<i>Boardwalk Fund</i>	<i>100,000</i>
<i>Community Affairs</i>	<i>Historic Trust</i>	<i>10,000</i>
<i>Economic Development Authority</i>	<i>Urban Investment Fund</i>	<i>*</i>
<i>Community Affairs</i>	<i>Atlantic City Initiatives</i>	<i>*</i>
Local Governments/Parks		
Environmental Protection	Liberty State Park	\$ 50,000
Environmental Protection	Greenway Acquisition + Development	46,000
Community Affairs	Middlesex and Union County Improvement Authorities	40,000
Sports and Exposition Authority	Meadowlands Complex	15,000
Community Affairs	Pennsauken Community Center	10,000
<i>Community Affairs</i>	<i>Health Benefits One-Time Aid for Locals</i>	<i>200,000</i>
<i>Environmental Protection</i>	<i>Additional Parks Capital</i>	<i>*</i>
Housing		
Housing Mortgage Financing Authority	Affordable Housing Production Fund	\$ 305,000
Housing Mortgage Financing Authority	Supply Chain Disruption Funding	40,000
Housing Mortgage Financing Authority	Poteclosure Intervention Fund	10,000
<i>Housing Mortgage Financing Authority</i>	<i>Affordable Housing Production Fund, Urban Preservation and Workforce</i>	<i>100,000</i>

Current and Potential SFRF Allocations

Department	Program	Estimated Spend
INFRASTRUCTURE		
Water/Resilience Infrastructure		
Environmental Protection	Clean and Drinking Water Infrastructure	\$ 312,125
Environmental Protection	RBD Hoboken	100,000
Community Affairs	Ferry Support: Carteret, South Amboy, Port Liberte Terminal	20,000
Community Affairs	Water and Sewer FMERA	10,500
Environmental Protection	Lakes Management	10,000
Community Affairs	Camden County Sewer Disconnect (I-Bank)	10,000
<i>Environmental Protection</i>	<i>Additional Clean and Drinking Water Infrastructure</i>	*
State Operations		
Property Management and Construction	State Capital Improvements	\$ 61,347
NJ Transit	NJT Improvements	40,000
Office of Info Technology, Office of Innovation	Resident Services Upgrades	43,200
Labor and Workforce Development	Unemployment Processing Modernization and Improvements	25,000
Motor Vehicle Commission	MVC Resident Services Upgrades and Mobile Units	11,050
Health	Electronic Health Records	10,000
Corrections	Increased County Jail Population due to COVID	10,000
Treasury	State Building Electrification Pilot	10,000
<i>Labor and Workforce Development, Motor Vehicle Commission</i>	<i>IT Improvements</i>	<i>40,700</i>
<i>Corrections</i>	<i>Continued Increased County Jail Population due to COVID</i>	<i>10,000</i>
<i>Treasury</i>	<i>Central Advertising for State Services/Programs</i>	*

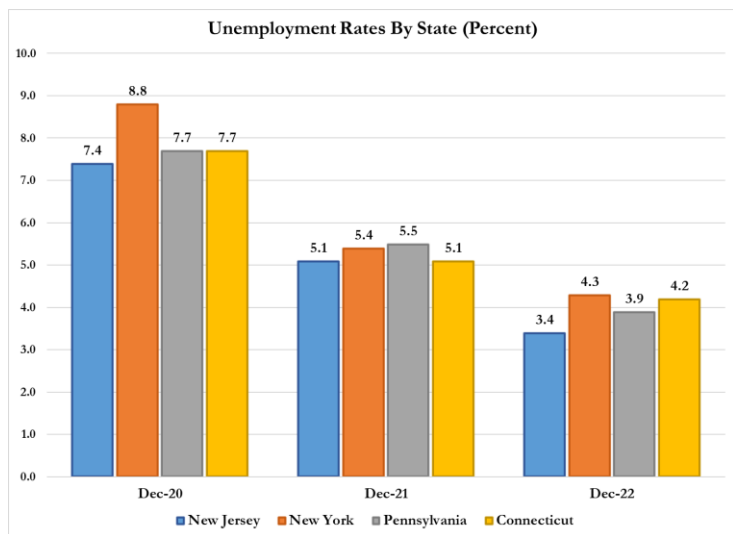
FY2023 and FY2024 Revenues

Economic Performance and Outlook

In 2022, New Jersey’s economy continued to recover from the recession caused by the COVID-19 pandemic. The State’s Gross Domestic Product (GDP) – a broad measure of economic output – showed moderate growth and employment levels continued to improve, surpassing pre-pandemic levels. Price inflation peaked during the summer, before easing somewhat by the end of the year. Higher interest rates, intended to tame inflation, began to slow economic activity in some sectors, most notably the housing market. As 2023 begins, the near-term economic outlook for the State and nation is for continued slowing with ongoing uncertainty related to the impact of inflation and interest rates.

Overall, the State’s economy experienced moderate growth during the first three quarters of 2022.¹ Real GDP growth slowed from its rapid pace in 2021 to a seasonally adjusted annual rate of 1.7 percent in the first quarter of 2022, higher than both New York’s (-0.5 percent) and Pennsylvania’s (-1.1 percent) rates. After dipping in the second quarter, the most recent data show the State’s third-quarter growth rate at 3.9 percent, higher than both New York’s (2.5 percent) and Pennsylvania’s (3.2 percent) rates and among the top 10 states in the entire nation.

New Jersey’s labor market saw a solid boost in 2022. Following a record 212,400 jobs gained in 2021, employment grew in eleven out of twelve months, gaining 148,900 jobs through December 2022. This represented a sustained bounce-back from 2020, when employment fell by 306,000 net jobs, including an unprecedented initial decline of 732,600 jobs at the start of the pandemic in March and April 2020. Payroll employment grew by an average of 14,700 jobs per month from January 2022 to September 2022, then decelerated to an average of 5,700 jobs per month from October to December.

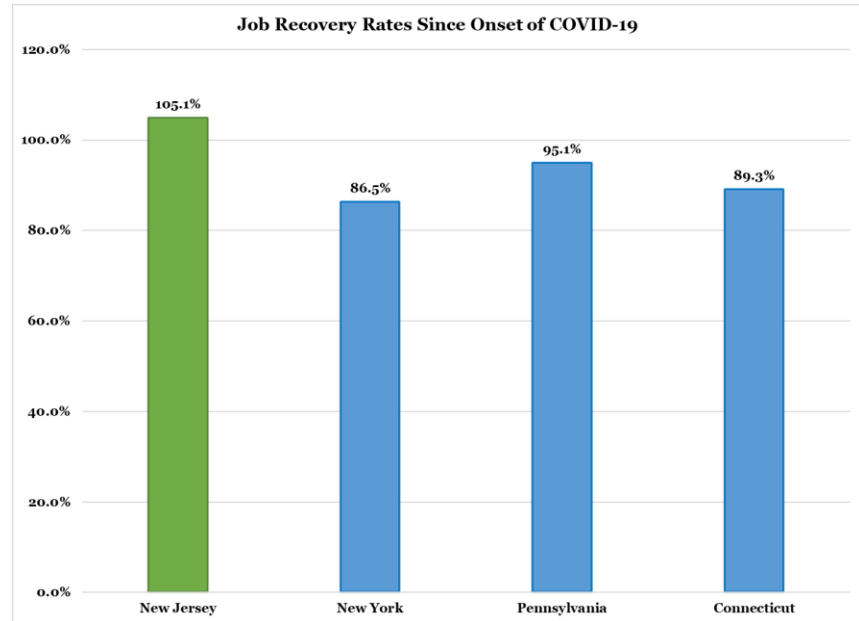


By the end of 2022, New Jersey had gained back 105.1 percent of the jobs lost since the spring of 2020, a greater share than that of New York (86.5 percent), Pennsylvania (95.1 percent), and Connecticut (89.3 percent). Likewise, the State’s unemployment rate, which had soared to 15.8 percent in May 2020, improved to a pre-pandemic level of 3.4 percent in December 2022, 1.7 percentage points lower than December 2021 (5.1 percent).

¹ Fourth quarter State GDP data won’t be available until March 2023.

Revenue Outlook

The jobs recovery remained uneven, as some sectors performed better than others. Workers in low-wage sectors felt the brunt of the economic impact of the COVID-19 pandemic. The leisure & hospitality sector (hotels, restaurants, bars, arts and entertainment venues); trade, transportation & utilities sector (retail trade); and other services sectors accounted for 57.0 percent (417,500) of job losses in March and April 2020. As of December 2022,



the leisure & hospitality sector had recovered 98.6 percent of total jobs lost, while the other services sector had regained 102.9 percent and trade, transportation & utilities regained 119.3 percent. Moreover, professional & business services, a relatively high-earning sector, recovered 139.8 percent of the jobs lost during March and April 2020, surpassing pre-pandemic employment levels by 33,000. Financial activities, another relatively high-earning sector, regained 133.3 percent of its jobs, surpassing pre-pandemic employment by 4,200 as of December 2022.

New Jersey's December 2022 labor force participation rate of 63.6 percent was 0.4 percentage points lower than the pre-pandemic level of 64.0 percent, but 1.0 percentage point higher than in December 2021. The State's December 2022 rate was 3.1 percentage points higher than that of New York and 1.9 percentage points higher than that of Pennsylvania.

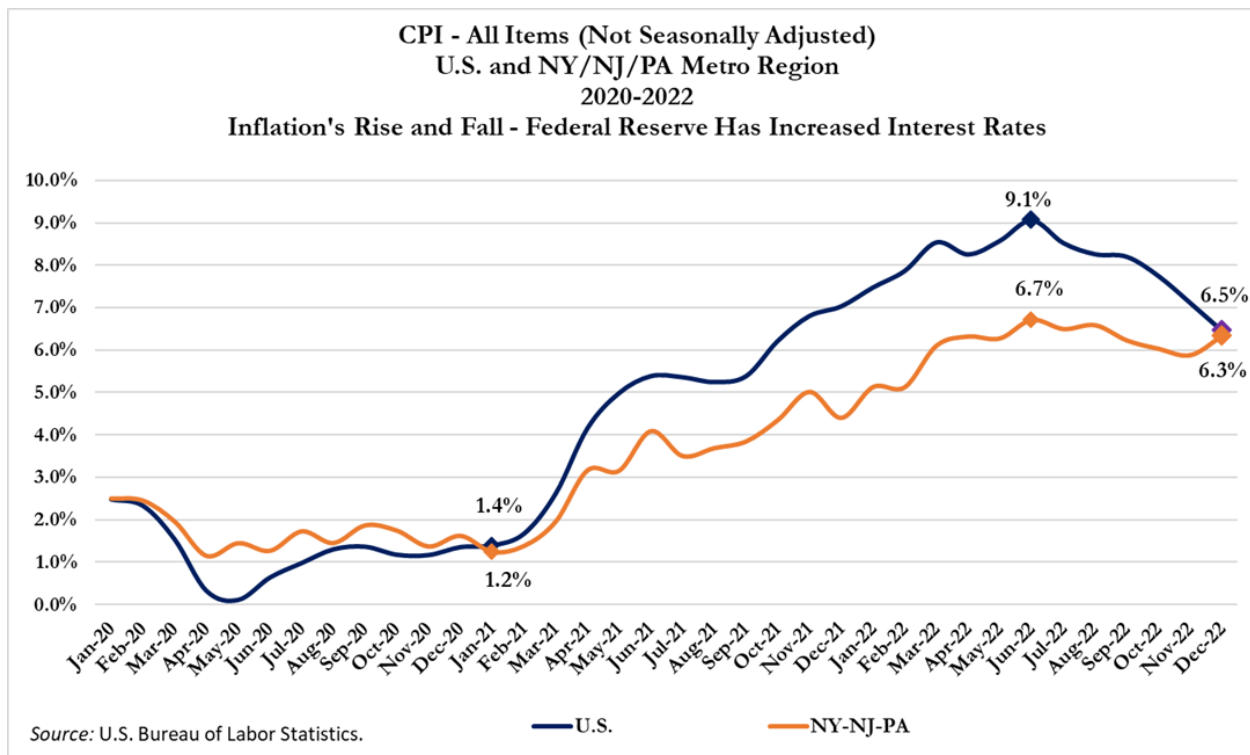
New Jersey wages and salaries rose 7.8 percent in the second quarter of 2022, but total personal income rose only 4.5 percent due to slower growth in other income components. New Jersey wages and salaries grew at a 7.0 percent annual rate in the third quarter of 2022, while slower-growing dividends, interest, and rent and falling transfer receipts brought total personal income growth to 5.5 percent. New Jersey's personal income growth of 5.5 percent in the third quarter outpaced that of both New York (4.4 percent) and Pennsylvania (4.2 percent).

U.S. personal saving as a percentage of disposable personal income has fluctuated sharply in recent years. From a pre-pandemic level of over 8.0 percent, savings rose to a high of 26.0 percent spurred by federal economic impact payments and limited spending options. The savings rate subsequently fell to 3.0 percent in the final two quarters of 2022 as households adjusted to high price inflation.

The housing market in 2022 slowed substantially from its pace during the prior two years amidst rapidly rising mortgage interest rates and elevated home prices. The average U.S. 30-Year fixed rate

mortgage in December 2022 hovered over 6.0 percent, double its 3.0 percent level in December 2021. According to New Jersey Realtors data, existing-home sales growth started to fall off near the end of 2021 and total closed sales fell 17.8 percent in 2022 from 2021, matching levels last seen in 2015. Transaction prices continued to rise substantially, with the average price of a single-family home reaching nearly \$593,000 in 2022, 9.3 percent higher than in 2021, but declined over the last six months of the year.

Price inflation is expected to continue to impact the economy. After reaching a high of 9.1 percent in June 2022, year-over-year growth in the U.S. Consumer Price Index (CPI) for all items eased to 6.5 percent in December 2022. Core CPI, which excludes food and energy items, was up 5.7 percent. Inflation in the metropolitan area containing much of northern and central New Jersey has been more muted, with regional year-over-year CPI growth at 6.3 percent in December 2022 after reaching a high of 6.7 percent in June 2022. Regional core CPI was up 5.4 percent in December. It is generally anticipated that the CPI will remain above 3.0 percent throughout 2023.



The economic outlook has softened recently for both New Jersey and the United States, as rising interest rates and persistently high inflation erode purchasing power and slow the pace of the economy. Members of the Federal Open Market Committee (FOMC) estimate real GDP in the U.S. to grow 0.5 percent in 2023 according to their December 2022 projection. Economists recently surveyed by the Wall Street Journal are forecasting real GDP growth of 0.2 percent for the U.S. in 2023.

FY2024 Revenues

(In Millions)

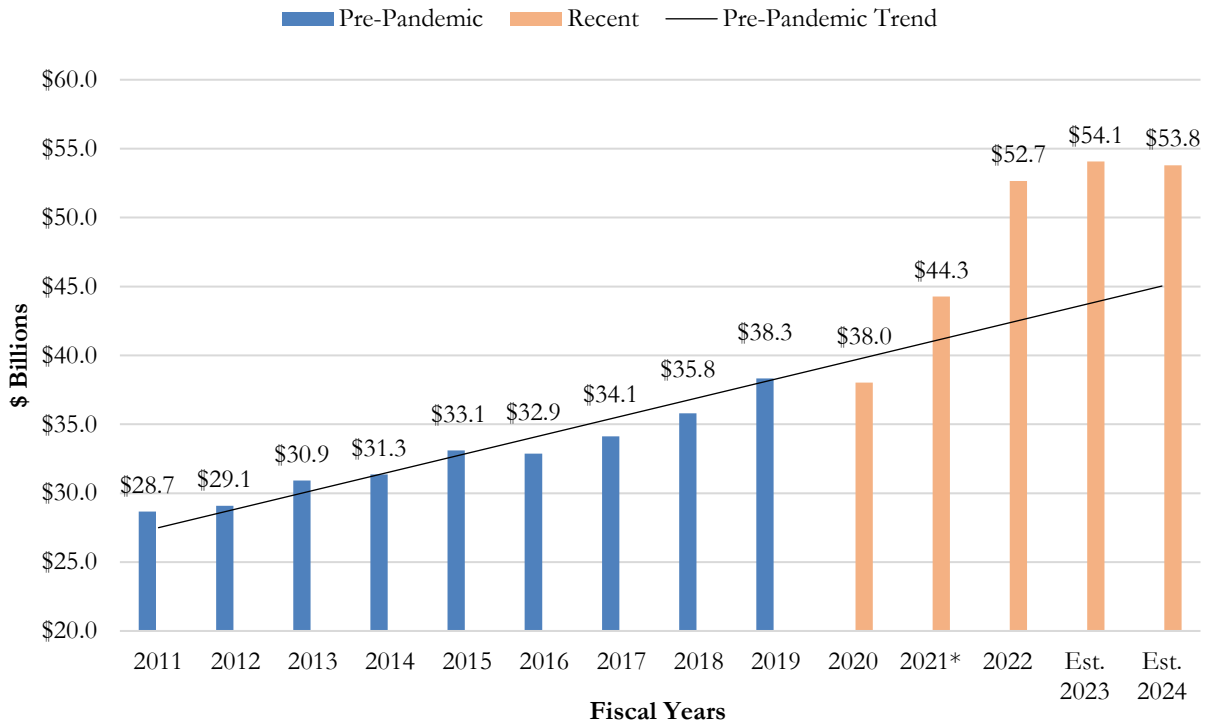
	FY2023	FY2023	FY2024	Change from Revised	
	Approp Act	Revised	Projected	\$	%
Income	\$ 19,985	\$ 20,411	\$ 20,884	473	2.3
Sales	12,506	13,084	13,228	144	1.1
Corporation	5,225	5,769	5,348	(421)	(7.3)
Business Alternative Income Tax	3,400	3,962	4,051	89	2.2
Other	9,244	10,829	10,318	(511)	(4.7)
Total	\$ 50,360	\$ 54,055	\$ 53,829	(226)	(0.4)

FY2023 and FY2024 Revenues – Stability Returns

Revised FY2023 revenues are now projected to reach \$54.1 billion and FY2024 revenues are forecasted to remain relatively stable at \$53.8 billion. Most major revenues have exceeded projections during the first half of FY2023, but collections in December and January have notably slowed. The current slowdown, discussed in greater detail in the following pages, is consistent with national economic trends. Last year’s jump in consumer price inflation forced the Federal Reserve to rapidly increase interest rates, and at the same time, the substantial increase in federal economic stimulus of 2020 and 2021 dwindled. The State revenue forecasts underlying the Governor’s Budget Message assume these and other moderating factors will stabilize revenue collections over the next 18 months, but that growth will likely resume in the second half of FY2024.

The chart below illustrates the remarkable State revenue surge experienced in recent years. Following the \$38.0 billion FY2020 low point during the onset of the COVID-19 pandemic, State revenues soared to \$52.7 billion in FY2022, an unprecedented \$14.7 billion increase of 38.7 percent in only two years.

Soaring Budget Revenues Stabilize Above Prior Trend



More than 95.0 percent of this revenue surge is attributable to growth across the State’s four largest taxes: the gross income tax, the sales tax, the pass-through business alternative income tax, and the corporation business tax. When considered together, gross income tax and pass-through business alternative income tax revenues accounted for roughly 60.0 percent of that growth. Like other states across the country, New Jersey’s economy soared as the State emerged from the COVID-19 pandemic-induced recession, which in turn caused revenues to surge to record levels.

New Jersey’s gross income tax benefited from significant wage growth over that period. Moreover, an even greater increase in non-wage income sources drove revenue collections, such as capital gains and business income, as capital markets boomed and business profits soared. This unprecedented increase in personal income spurred an increased capacity to spend, while pandemic-related restrictions shifted consumer behavior towards purchasing taxable goods rather than services. Accordingly, State sales tax revenue jumped and business income surged upward. However, as the economy overheated, labor markets tightened, and supply chains battled pandemic disruptions, wage inflation and price inflation grew ever higher. The Federal Reserve stepped in with sharply higher interest rates and the stage was set for a slowdown as 2023 began.

The strong economic tailwinds of the past few years have very much calmed, but the impact from those tailwinds on revenues remains. As of late, price inflation has kept sales tax revenue afloat and businesses have adapted and remained profitable by passing along higher input costs to consumers. A

Revenue Outlook

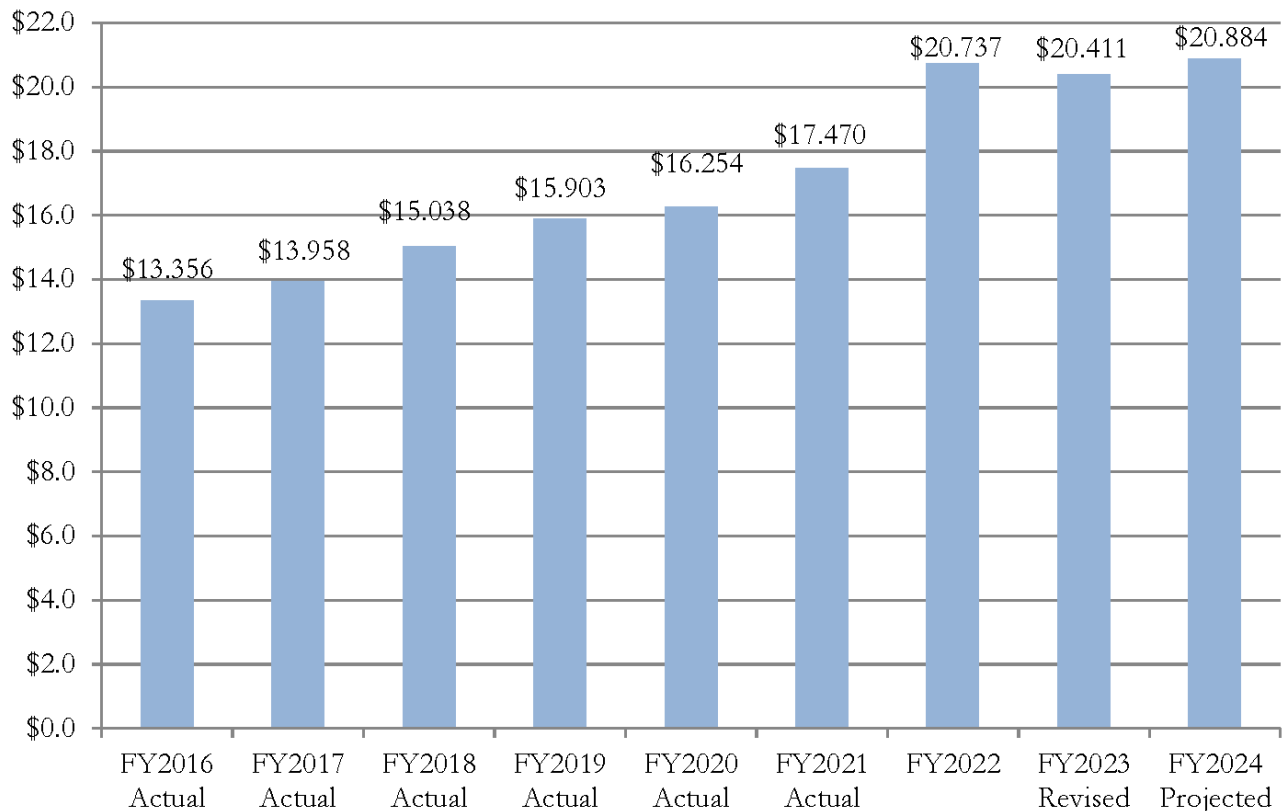
competitive labor market has kept unemployment low and wages and salaries growing at more modest rates. The FY2023 and FY2024 revenue forecasts recognize the economic headwinds present at this time, and the consensus of an impending economic slowdown.

Gross Income Tax

The recent annual revenue surge continued into the fall months for the Gross Income Tax (GIT), before slowing this winter. Accordingly, the FY2023 revised revenue forecast of \$20.4 billion is \$426.5 million higher than the level certified last June. GIT collections are up 5.0 percent year-to-date through the end of January. Underlying GIT growth through the first seven months of the fiscal year is primarily attributable to growth in withholdings from employee wages. Year-to-date withholding growth currently sits at 5.1 percent, but noticeably lower than the roughly 12.1 percent increase recorded in FY2022.

Gross Income Tax

(In Billions)



Withholding revenue growth accelerated around April 2021, reflecting a tightening labor market and high nominal wage growth, which affected the latter half of FY2021. In 2021, the average weekly employer withholding remittance grew by 11.8 percent, compared to an average of four percent during

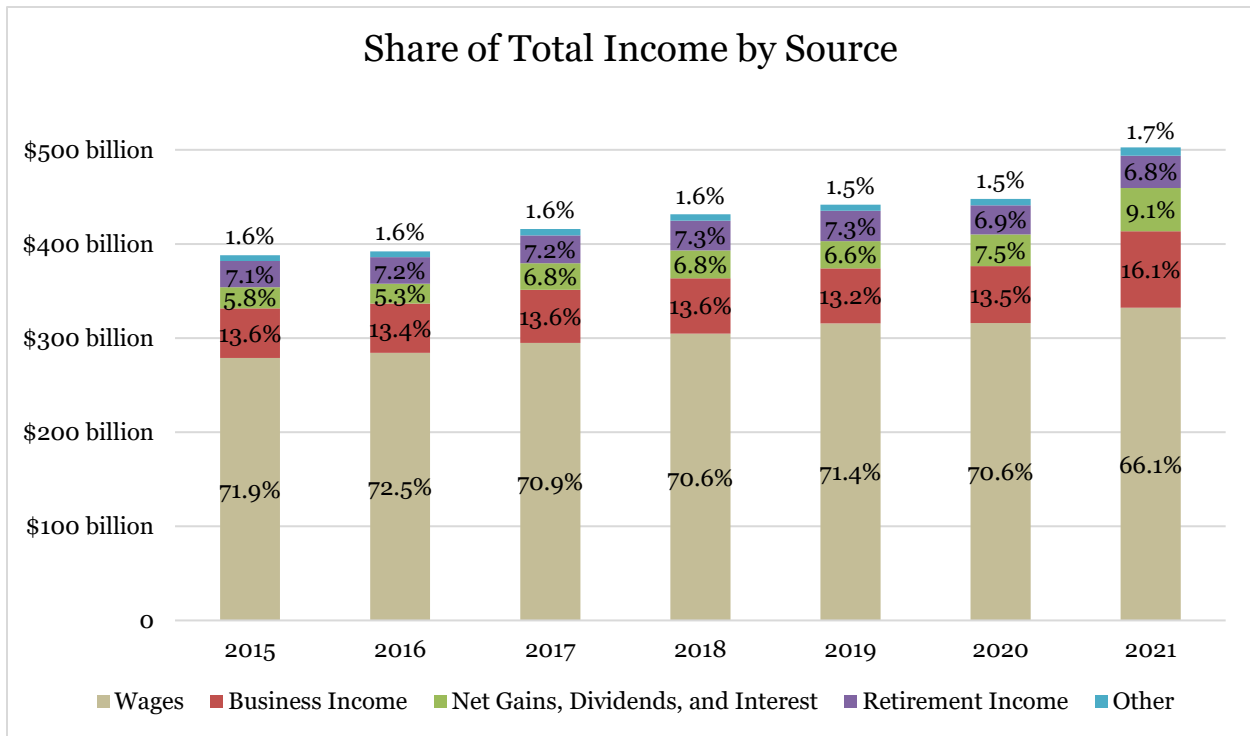
the preceding five-year period. In 2022, the average weekly employer withholding remittance grew by another 9.5 percent over the elevated 2021 base.

However, actions by the Federal Reserve to reduce inflation are expected to affect economic activity and employment in the coming months, and dull wage growth through the remainder of the fiscal year. GIT withholding collections are also sensitive to the performance of Wall Street firms, which are anticipated to cut this year's bonus pool following one of the most volatile and difficult years in recent memory.² While withholding revenues increased significantly over the past two years, collections are slowing as the second half of the fiscal year commences and are projected to grow 4.1 percent overall in FY2023 and 3.7 percent in FY2024.

Non-wage income sources (mainly capital gains and certain types of business income) remain the largest cause of GIT volatility. In FY2022, non-wage revenue growth spiked, culminating in a roughly \$1.7 billion increase in payments with April final 1040 returns, a 42.6 percent jump over FY2021. Such elevated final payments are not expected to reoccur this spring. A preliminary analysis of non-wage income source data shows that Tax Year (TY) 2021 net gains grew by about 56.0 percent over TY2020 and more than doubled TY2019. Partnership income, one of three business income sources included in the chart below, saw the second largest increase, with income growing by roughly 45.0 percent over TY2020 and 58.0 percent over TY2019. But, 2022 saw a significant reversal of near-term capital market performance and profits from domestic financial corporations fell as a result, which suggests that income from capital gains and partnerships may underperform across FY2023 and FY2024.

The following chart shows how key income sources have evolved in recent years. Notably, business income increased its share of total income from 13.5 percent in TY2020 to 16.1 percent in TY2021 and net gains income increased its share from 7.5 percent to 9.1 percent. Historically, income sourced from wages, salaries, and tips accounted for at least 70.0 percent of total income; however, that source's share of total income dropped to 66.1 percent in TY2021 ceding ground to the other more volatile sources of income. While TY2021 income tax data are still preliminary, total income reported by New Jersey residents increased by roughly 12.2 percent that year, and total tax liabilities increased by about 23.0 percent.

² The S&P 500 fell nearly 20 percent in 2022, marking its worst performance since 2008.



TY2010 - TY2021 NJ Resident GIT 1040 Microdata (preliminary)

The FY2024 GIT projection of \$20.9 billion is an increase of \$472.6 million, or 2.3 percent above FY2023. Withholding revenue growth is expected to continue to slow as pressures driving up wage growth ease alongside inflation. The economy is expected to remain close to or just outside of full-employment, helping to stabilize collections as employers appear reluctant to shed employees despite high-profile layoff announcements in certain sectors. Capital market performance in 2023 remains a concern as the markets grapple with an ever-changing economic picture and fluctuating monetary policy. Non-wage income sources are expected to remain essentially flat in FY2024 as most economic forecasts debate the prospects of anemic economic growth or a very mild recession.

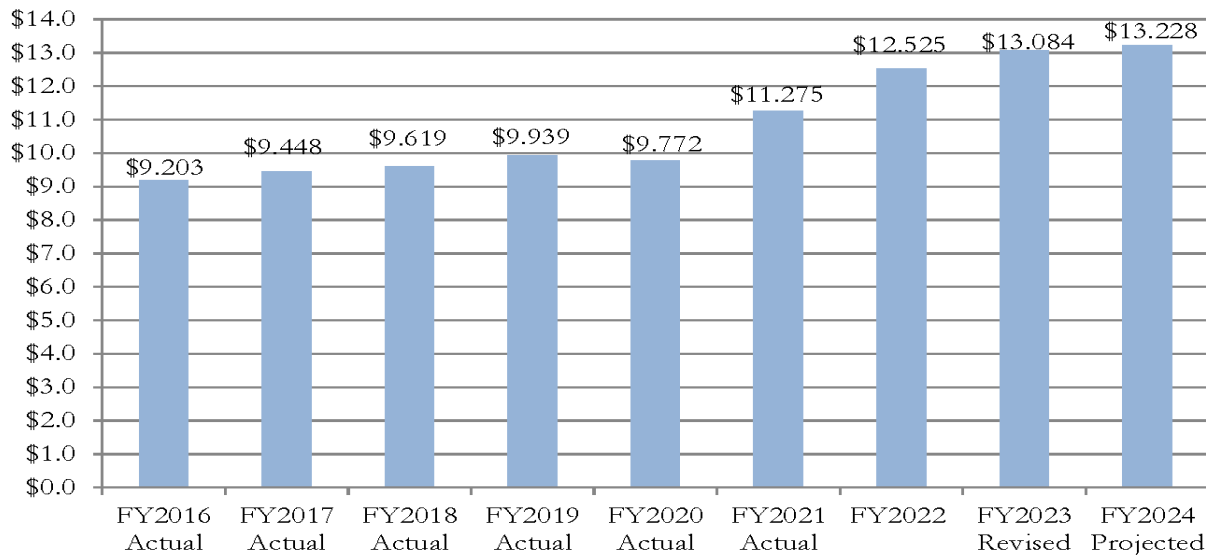
The FY2024 GIT revenue forecast also includes a tax cut related to the expansion of the State’s Child Tax Credit, which is estimated at \$123.2 million.

Sales Tax

A remarkable two-year period of surging Sales and Use Tax (SUT) collections is coming to an end. FY2022 continued along the trajectory of double-digit revenue growth, increasing by 11.1 percent and following an increase of 15.4 percent in FY2021. While FY2023 SUT collections are expected to grow from the past two years, growth is forecasted to be less than half the rate from FY2022. FY2023 SUT revised revenues of \$13.1 billion are projected to grow 4.5 percent over FY2022 levels. Nevertheless, the revised FY2023 forecast is about \$578.9 million greater than the certified amount from the Appropriations Act, because the anticipated slowdown in consumer activity held off until the recent winter months.

Sales Tax

(In Billions)



Sales Tax excludes the tax on energy.

During the past two years, consumer behavior and finances changed dramatically in terms of pace and composition. The COVID-19 pandemic bolstered e-commerce retail sales, primarily durable goods, and spurred a shift in consumer spending towards taxable goods rather than non-taxable services. Unprecedented federal and State stimulus efforts propped up the economy, in turn, leading to a spike in consumer spending, savings, and debt reduction. While the shift in consumer behavior from taxable goods back to non-taxable services has largely occurred, the impact on SUT revenues has been almost entirely masked by elevated price inflation.

Through January, fiscal year-to-date SUT revenues were up 6.3 percent, mostly as a result of higher than anticipated price and wage inflation. But SUT year-over-year growth fell below inflation, as measured by the NY-NJ-PA Consumer Price Index, in three of the past four months. January collections, traditionally the largest SUT month each year, grew by 3.7 percent, and the combined December and January period grew by 4.7 percent year-over-year. The remainder of FY2023 is expected to contend with demand reduction as real consumer spending falls, offset by higher nominal prices compared to the same period last fiscal year. The State's ANCHOR program may provide a boost to consumers in the spring, as benefits of up to \$1,500 per homeowner and \$450 per tenant are dispersed to New Jersey taxpayers.

Consumer spending and inflation are expected to further soften in FY2024, yielding an SUT forecast of \$13.2 billion, an increase of \$143.9 million or 1.1 percent over FY2023. Substantial governmental

Revenue Outlook

assistance, including stimulus checks and student loan relief that boosted discretionary income and contributed to the meteoric rise in SUT growth in recent years, has largely dwindled and will wane in FY2024. Consumers are expected to continue their return toward pre-pandemic levels of spending on nontaxable services rather than taxable durable goods, while grappling with record levels of credit card debt³ and reductions in personal savings.

Corporation Business Tax

The FY2023 Corporation Business Tax (CBT) revised revenue projection of \$5.8 billion represents an increase of 1.1 percent over FY2022 levels, \$544.5 million more than the amount certified in the FY2023 Appropriations Act.

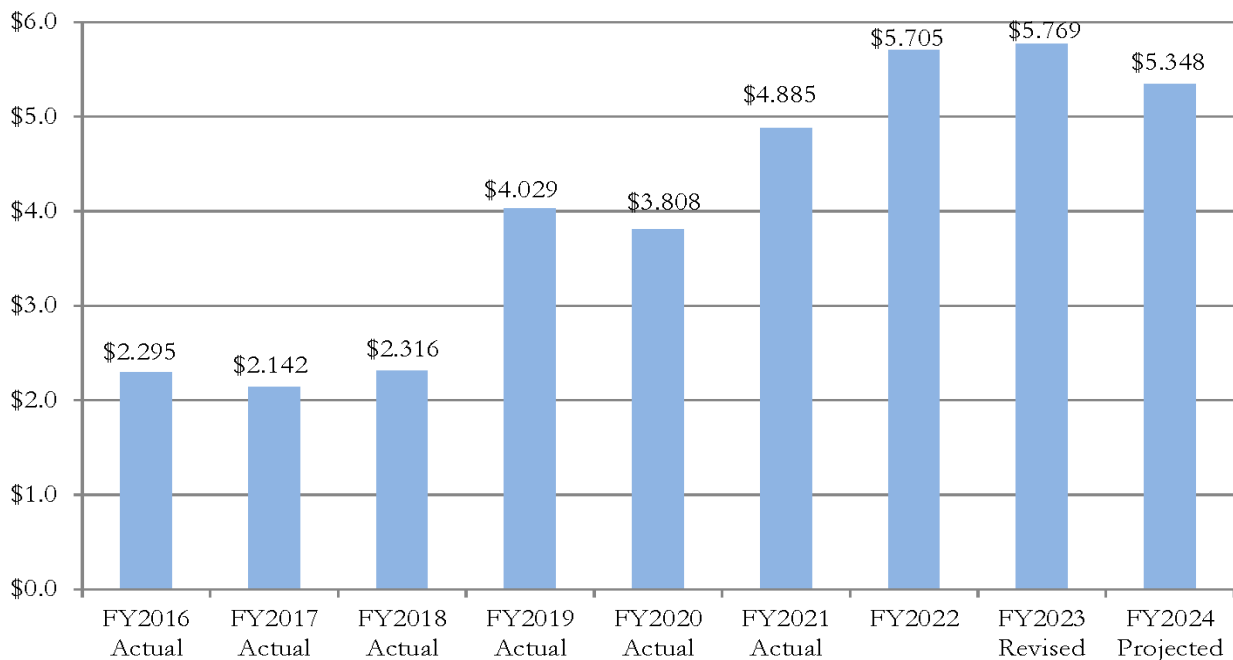
Inflationary pressures propelled U.S. companies to record profits in 2021, in turn jolting CBT revenues to a record \$5.7 billion in FY2022. FY2023 CBT revenue collections were largely expected to retract due to dwindling profit margins as the economic expansion slowed in the face of interest rate hikes. Instead, margins continued to widen in 2022, driven by accelerating inflation even as some supply-side cost pressures began to ease. As a result, CBT revenues were very strong in the first quarter of FY2023, and are projected to grow slightly during the remaining months of the fiscal year.

FY2024 CBT revenue collections are projected to fall from FY2023 levels, declining to \$5.3 billion, a decrease of 7.3 percent, primarily due to the phase out of the CBT surtax. Concerns about the slowing economy have dampened expectations for 2023 (FY2024), and most economic forecasts expect corporate profits to stagnate. The CBT surtax is set to sunset on December 31, 2023, and thus will first affect and reduce CBT revenues in FY2024 by \$322.5 million and by roughly \$1.0 billion in FY2025.

³ Board of Governors of the Federal Reserve System (US), Consumer Loans: Credit Cards and Other Revolving Plans, All Commercial Banks [CCLACBW027SBOG], retrieved from FRED, Federal Reserve Bank of St. Louis; <https://fred.stlouisfed.org/series/CCLACBW027SBOG>, February 7, 2023

Corporation Business Tax

(In Billions)



Corporation Business Tax excludes the tax on energy.

Other Major Tax Revenues

In addition to the three largest revenues discussed above, the FY2024 Budget includes forecasts of many other revenue sources. Among the most significant are the following:

Pass-Through Business Alternative Income Tax (PTBAIT). The Governor and the Legislature established the PTBAIT in response to certain restrictions placed on an individual’s ability to deduct personal state income tax payments on their individual federal tax returns via the federal Tax Cuts and Jobs Act (TCJA) of 2017. PTBAIT allows members of partnerships, S corporations, and LLCs to elect to pay taxes at the entity level, rather than at the personal level, so those taxes may be deductible for federal tax purposes, since the TCJA did not restrict the deduction for business taxes paid to the State. In FY2022, PTBAIT revenue totaled nearly \$4.0 billion, which generated significant federal tax savings for New Jersey taxpayers that utilized PTBAIT.

In FY2023, revised PTBAIT revenues are projected to be about \$4.0 billion, up \$562.0 million or 16.5 percent from the total certified in the Appropriations Act. PTBAIT collections are up 1.1 percent year-to-date through the end of January, notably outperforming expectations for the first seven months of the fiscal year.

Revenue Outlook

Year-to-date revenues were forecasted to decline, as December 2021 saw a significant payment surge from first-time PTBAIT filers. The PTBAIT law does not penalize pass-through entities for not making quarterly estimated tax payments during the first tax year for which an entity makes an election. Consequently, taxpayers were expected to distribute those large December payments throughout their quarterly estimated payments in TY2022, which to a great degree occurred. Preliminary analysis of December 2022 PTBAIT monthly payment data indicates that approximately \$250.0 million in PTBAIT revenue came from taxpayers that had not previously paid the tax, compared to about \$700.0 million the year prior.

However, of the top 100 PTBAIT payers in December 2021, 85 entities accounting for nearly \$800.0 million in payments that month made no payment in December 2022. These 85 entities also only made \$86.0 million in total payments in TY2022. Thus, the absence of these taxpayers from quarterly estimated payments in TY2022 suggests that in some cases pass-through entities serve as a vehicle for asset sales or other large business transactions, introducing risk to the forecasts as taxpayers come and go.

PTBAIT revenue is projected to increase slightly in FY2024 to \$4.1 billion, as more taxpayers elect to pay the tax and as profits moderate. Given the elective nature of PTBAIT, forecasting this tax from its inception has proven difficult. In its brief history, changes have been made to capture additional sources of income, alter tax rates, and revise tax credit structures, which in turn have contributed to PTBAIT revenue coming in over forecast. These changes have provided taxpayers with more value in utilizing PTBAIT. Much of the refund and payment activity that has carried across fiscal years has stabilized, but expectations are that certain filers will continue to request extensions, and payments and credit claims will affect collections in the fall of each fiscal year.

Realty Transfer Fee. The revised FY2023 forecast of \$557.6 million is \$14.5 million lower than the original certification. Realty Transfer Fee collections have fallen in recent months reflecting a challenging housing market in 2022. A decline in the number of closed sales is the main driver behind this drop, but housing prices have shown resilience despite mortgage interest rates surging to their highest levels since the early 2000s. On the other hand, the revised forecast for the Assessment on Real Property Greater than \$1.0 million of \$261.0 million is \$30.0 million above the certification as elevated home prices have caused more sales to be subject to this assessment. FY2024 revenue collections are projected to decline 8.0 percent to \$513.0 million for the Realty Transfer Fee, and to \$247.9 million for the Assessment on \$1.0 million properties.

Transfer Inheritance Tax. Collections in FY2023 remain elevated as personal property values increased significantly over the past few years due to robust housing and capital markets. While personal property values have declined more recently, the impact of these declines on inheritance tax revenue will lag as it can take up to eight or nine months for transfers to settle. Thus, FY2023 revenues are revised upward to \$551.0 million, an increase of \$166.4 million from the amount certified in the appropriations act. FY2024 revenues are expect to drop slightly to \$536.4 million.

Cigarette Tax. Cigarette Tax collections have returned to their historic downward trend after improving during the pandemic. Revenues are estimated to be about \$32.6 million below the certified level, for an on-budget total of \$59.3 million in FY2023. On-budget collections for FY2024 are projected to fall to about \$36.8 million, a decrease of about \$22.5 million. The vast majority of cigarette tax revenues are dedicated to certain off-budget accounts.

Alcoholic Beverage Tax. Alcohol sales remain above pre-pandemic levels, reflecting a shift in consumer preference for certain beverages subject to the tax as well as an increase in overall sales. The tax is imposed on quantity sold rather than the sales price, with the liquor component generating a significant portion of overall revenue. Collections are expected to rise by almost \$16.2 million from the certified amount to \$146.2 million in FY2023. For FY2024, collections are projected to remain flat.

Casino Revenue. Collections have remained strong in FY2023, up slightly from last fiscal year. Online wagering and sports betting activity continue to grow, while total gaming revenues in 2022 were up 10.0 percent. The revised FY2023 forecast of \$483.6 million is \$18.5 million above the certified level. Revenues are projected to grow to \$526.7 million for FY2024. The forecasts assume that the authorization to conduct internet gaming will be extended prior to its expiration in November.

Horizon Blue Cross Blue Shield Restructuring. FY2023 revenues include \$600.0 million from Horizon's restructuring. FY2024 revenues anticipate a lower additional payment of \$100.0 million. The Insurance Premiums Tax forecasts also account for Horizon's restructuring, which is anticipated to reduce Insurance Premiums Tax collections for both fiscal years.

Investment Earnings. FY2023 revenues include \$710.3 million in investment earnings. FY2024 revenues anticipate investment earnings of \$672.9 million. These amounts are well above past levels due to higher State balances and higher interest rates.

FY2024 Budget by Department

(In Thousands)

Department	FY2023	FY2024	Change	
	Adjusted Approp.		Budget	\$
Chief Executive	\$ 11,745	\$ 13,745	2,000	17.0
Agriculture	223,270	146,002	(77,268)	(34.6)
Banking and Insurance	90,263	90,263	-	-
Children and Families	1,354,120	1,387,883	33,763	2.5
Community Affairs	1,432,266	1,151,988	(280,278)	(19.6)
Corrections	1,187,113	1,175,980	(11,133)	(0.9)
Education	14,208,361	14,941,349	732,988	5.2
Environmental Protection	760,466	496,934	(263,532)	(34.7)
Health	1,180,167	1,239,822	59,655	5.1
Human Services	8,307,958	8,993,828	685,870	8.3
Labor and Workforce Development	207,369	206,632	(737)	(0.4)
Law and Public Safety	871,943	866,786	(5,157)	(0.6)
Military and Veterans' Affairs	108,080	115,463	7,383	6.8
State	1,846,681	1,953,902	107,221	5.8
Transportation	1,955,899	1,946,592	(9,307)	(0.5)
Treasury	4,655,264	4,464,579	(190,685)	(4.1)
Miscellaneous Commissions	989	989	-	-
Total Executive Branch	\$ 38,401,954	\$ 39,192,737	790,783	2.1
Interdepartmental *	9,584,840	7,106,214	(2,478,626)	(25.9)
Local Pensions and Health Benefits - Education and Treasury	4,906,051	5,216,115	310,064	6.3
General Obligation Debt Service - Environmental Protection and Treasury	620,745	581,749	(38,996)	(6.3)
Legislature	111,842	110,842	(1,000)	(0.9)
Judiciary	875,292	877,292	2,000	0.2
Total Appropriations **	\$ 54,500,724	\$ 53,084,949	(1,415,775)	(2.6)

*FY2023 funding includes a \$2.35 billion deposit to the Debt Defeasance and Prevention Fund.

**FY2023 and FY2024 exclude approximately \$1.1 billion in pension contributions funded from the Lottery Enterprise Contribution Act.

Direct State Services by Department

(In Thousands)

Department	FY2023	FY2024 Budget	Change	
	Adjusted Approp.		\$	%
Chief Executive	\$ 11,745	\$ 13,745	2,000	17.0
Agriculture	10,859	10,893	34	0.3
Banking and Insurance	90,263	90,263	-	-
Children and Families	389,472	403,235	13,763	3.5
Community Affairs	143,333	61,793	(81,540)	(56.9)
Corrections	1,038,513	1,052,014	13,501	1.3
Education	105,554	109,084	3,530	3.3
Environmental Protection	292,961	289,034	(3,927)	(1.3)
Health	460,754	451,198	(9,556)	(2.1)
Human Services	315,212	317,472	2,260	0.7
Labor and Workforce Development	116,927	120,190	3,263	2.8
Law and Public Safety	815,983	805,336	(10,647)	(1.3)
Military and Veterans' Affairs	105,187	112,068	6,881	6.5
State	80,573	80,133	(440)	(0.5)
Transportation	163,571	100,346	(63,225)	(38.7)
Treasury	600,269	618,128	17,859	3.0
Miscellaneous Commissions	989	989	-	-
Total Executive Branch	\$ 4,742,165	\$ 4,635,921	(106,244)	(2.2)
Interdepartmental*	4,892,175	5,196,355	304,180	6.2
Legislature	111,842	110,842	(1,000)	(0.9)
Judiciary	875,292	877,292	2,000	0.2
Total Direct State Services	\$ 10,621,474	\$ 10,820,410	198,936	1.9

*FY2023 and FY2024 exclude \$113.180 million and \$124.314 million, respectively, in pension contributions funded from the Lottery Enterprise Contribution Act. Excluding that component, the total pension contributions for State Employees represent 42.6% of the FY2024 Interdepartmental Direct State Services budget.

School Aid

(In Millions)

	FY2023 Adjusted Approp.	FY2024 Budget	Change	
			\$	%
Aid to Schools				
Formula Aid	\$ 9,919.1	\$ 10,751.3	\$ 832.2	8.4
Preschool Education Aid	991.8	1,101.3	109.5	11.0
Commercial Valuation Stabilization Aid	20.0	20.0	-	-
Extraordinary Special Education Aid	420.0	420.0	-	-
School Building Aid	18.8	15.6	(3.2)	(17.0)
Debt Service Aid	120.3	159.3	39.0	32.4
Other Aid	361.9	150.0	(211.9)	(58.6)
Total Aid to Schools	\$ 11,851.9	\$ 12,617.5	\$ 765.6	6.5
Direct State Payments for Education				
Teachers' Pension and Annuity Fund	\$ 3,254.1	\$ 3,414.7	\$ 160.6	4.9
Post Retirement Medical	1,297.4	1,452.2	154.8	11.9
Debt Service on Pension Obligation Bonds	268.8	268.8	-	-
Teachers' Social Security	861.8	892.3	30.5	3.5
Total Direct State Payments for Education	\$ 5,682.1	\$ 6,028.0	\$ 345.9	6.1
School Construction Debt Service	\$ 1,034.8	\$ 962.6	\$ (72.2)	(7.0)
Total School Aid (included in GBM)	\$ 18,568.8	\$ 19,608.1	\$ 1,039.3	5.6
Additional Support from the Lottery Enterprise Contribution Act (Teachers' Pension Payments)	\$ 857.1	\$ 867.1	\$ 10.0	1.2
Grand Total School Aid	\$ 19,425.9	\$ 20,475.2	\$ 1,049.3	5.4

The reduction in Other Aid primarily reflects the elimination of federally-required State support under the American Rescue Plan.

Higher Education

(In Thousands)

	FY 2023 Adj. Approp	FY 2024 Budget	Change	
			\$	%
College and Universities				
Senior Public Institutions				
Operating Support	840,909	804,953	(35,956)	(4.3)
Outcomes-Based Allocation (a)	55,343	80,000	24,657	44.6
Fringe Benefits	880,206	935,896	55,690	6.3
Fringe Support	35,000	70,000	35,000	100.0
Independent Colleges and Universities	10,500	11,500	1,000	9.5
Community Colleges				
Operating Support (b)	149,123	149,123	-	0.0
Fringe Benefits	56,781	60,516	3,735	6.6
Total Colleges and Universities	\$ 2,027,862	\$ 2,111,988	84,126	4.1
Student Financial Assistance				
Tuition Aid Grants	477,887	492,887	15,000	3.1
Garden State Guarantee (a)	68,825	94,352	25,527	37.1
EOF Grants and Scholarships	54,838	54,838	-	0.0
Community College Opportunity Grant (CCOG)	35,070	39,820	4,750	13.5
Student Teaching Stipends	-	10,000	10,000	-
Teacher and STEM Loan Redemption Programs	8,600	9,600	1,000	11.6
Part-Time Tuition Aid Grants for County Colleges	8,737	8,737	-	0.0
NJSTARS I & II	6,907	7,771	864	12.5
Student Success Incentive Funding	5,000	5,000	-	0.0
Pay It Forward	2,500	2,500	-	0.0
Governor's Urban Scholarship Program	1,095	1,095	-	0.0
Other Student Aid Programs	6,260	6,544	284	12.6
Total Student Financial Assistance	\$ 675,719	\$ 733,144	57,425	8.5
Facilities and Capital	\$ 169,266	\$ 131,474	(37,792)	(22.3)
Other Programs	\$ 54,097	\$ 34,461	(19,636)	(36.3)
Lottery Enterprise Contribution Act (c)	\$ 131,874	\$ 124,214	(7,660)	(5.8)
Total Higher Education	\$ 3,058,818	\$ 3,135,281	76,463	2.5

Notes:

(a) FY2023 Adj. Approp and FY2024 Budget reflect the decoupling of the Outcomes-Based Allocation and the Garden State Guarantee.

(b) Includes funding from the Supplemental Workforce Fund for Basic Skills of \$18.8 million.

(c) Supports fringe benefits of State-supported employees at Senior Public Institutions and Community Colleges.

**SUMMARY OF APPROPRIATIONS;
MAJOR INCREASES AND DECREASES**

This table summarizes the major increases and decreases in the fiscal year 2023 budget and is organized by category.

Categories of recommended appropriations are defined as follows:

State Operations consists of programs and services operated directly by the State government. The largest single component is for the salary and benefits of State employees. This portion of the budget is subject to the spending limitations imposed by the Cap Law.

Grants-in-Aid appropriations are for programs and services provided to the public on behalf of the State by a third party provider, or grants made directly to individuals based on assorted program eligibility criteria. The NJ FamilyCare program, Tuition Aid Grant Program, Affordable New Jersey Communities for Homeowners and Renters (ANCHOR), and funding for New Jersey Transit and State colleges and universities fall into this category.

State Aid consists of payments to or on behalf of counties, municipalities, and school districts to assist them in carrying out their local responsibilities. This category of expenditure includes school aid and municipal aid. It also includes funding for county colleges, local public assistance, and county psychiatric hospital costs.

Capital Construction represents pay-as-you-go allocations and debt service for construction and other infrastructure items.

Debt Service payments represent the interest and principal on capital projects funded through the sale of general obligation bonds.

**APPROPRIATIONS;
MAJOR INCREASES AND DECREASES
(millions of dollars)**

	<u>Increases</u>	<u>Decreases</u>	<u>Net Change</u>
State Operations			
Central Salary Program.....	132.695		
State Active and Retiree Employee Health Benefits.....	80.489		
Pensions.....	52.095		
State Police Salaries - Replace One-Time Resources.....	25.000		
Employer Taxes.....	20.535		
Public Bank Social Impact Investment Fund.....	20.000		
State Police Recruit Classes.....	11.000		
Property Rentals - Lease Escalations and Expirations.....	10.000		
Incarcerated Persons Health Care.....	8.500		
Domestic Violence Housing Support.....	6.000		
Governor's Council on Alcoholism and Drug Abuse (GCADA).....	5.400		
Simple Fix Safety Program.....	5.000		
Pool Attorney Hourly Rate Increase.....	4.421		
Division of Criminal Justice - Sexual Assault Nurse Examiner.....	4.200		
Vehicle Claims Liability Fund.....	4.000		
EO40 State Capital Partnership with City of Trenton.....	3.850		
Universal Home Visitation Program P.L.2021, c.187.....	3.777		
Costs Due To Minimum Wage and Wage Inflation Increase.....	2.961		
Developmental Centers - Replace One-Time Resources.....	2.608		
Increase Staff and Salaries at New Jersey Veterans Memorial Homes.....	2.280		
Statewide Pretrial Services Program.....	2.000		
Psychiatric Hospitals - Replace One-Time Resources.....	0.583		
Debt Service.....	0.192		
Subtotal - State Operations Increases	<u>\$ 407.586</u>		

Appendix

APPROPRIATIONS; MAJOR INCREASES AND DECREASES (millions of dollars)

	<u>Increases</u>	<u>Decreases</u>	<u>Net Change</u>
Remove One-Time Appropriations.....		(57.425)	
Disaster Relief Programs State Cost Share.....		(55.900)	
Winter Operations.....		(45.000)	
Tort Claims Liability Fund.....		(15.600)	
Other (Net).....		(34.725)	
Subtotal - State Operations Decreases		<u>\$ (208.650)</u>	
Net Change (State Operations)			<u>\$ 198.936</u>
Grants-In-Aid			
Costs Due To Minimum Wage and Wage Inflation Increase.....	154.698		
NJ FamilyCare Health Care.....	136.305		
NJ FamilyCare - Replace One-Time Resources.....	104.946		
Extend Pandemic-Era Increases for Child Care Rates.....	100.000		
Health Care Affordability and Accessibility Fund.....	100.000		
Graduate Medical Education for Trauma Centers.....	77.000		
Developmental Disabilities Trend.....	61.195		
Community-Based Long Term Care Rate Increases - Replace One-Time Resources.....	59.700		
Pensions.....	51.218		
New Jersey Statewide Student Support Services (NJ4S).....	43.000		
NJ TRANSIT Support.....	40.000		
Green Fund.....	40.000		
State Active and Retiree Employee Health Benefits.....	38.257		
WorkAbility Initiative.....	36.000		
Fringe Support for Public Research Institutions.....	35.000		
University Hospital Capital and IT Projects.....	35.000		
Outcomes Based Allocation.....	24.657		
Support Coordination Rate Increase - Replace One-Time Resources.....	21.400		
Garden State Guarantee (GSG).....	19.527		
Down Payment Assistance Fund - First Generation Homebuyers.....	15.000		
Tuition Aid Grants.....	15.000		
Cover All Kids Initiative.....	14.051		
Jersey City Redevelopment Agency - Arts Museum Project.....	12.000		
Student Teacher Stipends.....	10.000		
Fort Monmouth Infrastructure, EDA.....	10.000		
Division of Developmental Disabilities - Replace One-Time Resources.....	8443		
Jersey Assistance for Community Caregiving and Statewide Respite Services			
- Rate and Service Level Increases	7.100		
Pharmaceutical Assistance for the Aged and Disabled Trend.....	6.278		
Families First Act Implementation and Programmatic Plans.....	6.190		
Wealth Disparities Initiatives, EDA.....	6.000		
Garden State Guarantee (GSG) - Tier 3 Expansion.....	6.000		
Childhood Lead Program Expansion.....	5.250		
Group Home Emergency Capacity Services.....	5.016		
Child Treatment Assistance Fund.....	5.000		
Arts and Innovation.....	5.000		
Human Services Housing Programs Rate Adjustments.....	5.000		
Cooper Medical School - Cooper University Hospital Support.....	5.000		
Some College, No Degree.....	5.000		
South Jersey Cancer Program - Camden.....	5.000		
Community College Opportunity Grant (CCOG) - Tier 3 Expansion.....	4.750		
Community Schools Pilot Program.....	3.000		
Mental Health Community Placements.....	2.656		
Early Intervention Program - Replace One-Time Resources.....	2.150		
Aid to Independent Colleges and Universities.....	2.000		
Jersey Assistance for Community Caregiving Rate Increase - Replace One-Time Resources	1.800		
Children's System of Care - Replace One-Time Resources.....	1.769		

**APPROPRIATIONS;
MAJOR INCREASES AND DECREASES
(millions of dollars)**

	<u>Increases</u>	<u>Decreases</u>	<u>Net Change</u>
Pharmaceutical Assistance to the Aged Increased Income Limits.....	1.337		
Universal Home Visitation Program P.L.2021, c.187.....	0.750		
Subtotal - Grants-In-Aid Increases	<u>\$ 1,354.443</u>		
Health Care Affordability and Accessibility Fund.....		(600.000)	
Remove One-Time Appropriations.....		(375.845)	
Debt Service.....		(35.930)	
Children's System of Care Trend.....		(35.330)	
Preserve New Jersey.....		(30.984)	
Child Protection and Permanency Trend.....		(14.644)	
Senior and Disabled Citizens' Property Tax Freeze Trend.....		(12.900)	
County Jails Increased Population - Shift to Non-State Funds.....		(10.000)	
Corrections Purchase of Community Services Trend.....		(8.000)	
Parole Community Programs Trend.....		(7.000)	
Other (Net).....		(13.563)	
Subtotal - Grants-In-Aid Decreases		<u>\$ (1,144.196)</u>	
Net Change (Grants-In-Aid)			<u>\$ 210.247</u>
State Aid			
School Aid Increase.....	832.208		
Post Retirement Medical.....	161.728		
Pensions.....	148.336		
Preschool Education Aid.....	109.424		
Employer Taxes.....	30.423		
Working Class Families Anti-Hunger Act (P.L.2022, c.104).....	20.600		
Support of Patients in County Psychiatric Hospitals.....	13.000		
Energy Tax Receipts Property Tax Relief Aid.....	9.906		
ARRIVE Together Pilot Program Expansion (P.L.2022, c.36).....	8.190		
Transportation Assistance for Senior Citizens and Disabled Residents (PTRF).....	8.027		
Supplemental Nutrition Assistance Program (SNAP) \$95 Minimum Benefit.....	6.125		
State Supplement for Summer Food Service Programs.....	2.000		
Supplemental Security Income Trend.....	1.200		
Other (Net).....	35.739		
Subtotal - State Aid Increases	<u>\$ 1,386.906</u>		
Remove One-Time Appropriations.....		(280.819)	
American Rescue Plan Maintenance of Equity Aid		(154.735)	
Debt Service.....		(21.874)	
General Assistance Trend.....		(20.948)	
Veterans' Property Tax Deduction Trend.....		(5.300)	
Voter Education Campaign (P.L.2022, c.68).....		(5.000)	
Repayment of Municipal Contribution to Mass Transit Facility (PTRF).....		(3.000)	
Shared Services Trend.....		(2.500)	
Vote by Mail - Reduced Mail-In Ballot Costs.....		(2.200)	
Subtotal - State Aid Decreases		<u>\$ (496.376)</u>	
Net Change (State Aid)			<u>\$ 890.530</u>
Capital Construction			
Capital Improvements, Statewide.....	56.611		
Debt Service.....	13.311		
Life Safety, Emergency, and IT Projects – Statewide.....	10.000		
Capital Improvements, Contingency.....	6.000		
Shore Protection Fund Projects.....	5.000		
Diamond Head Superfund Site Clean Up.....	4.235		
Green Brook Flood Risk Management Project.....	3.000		
Subtotal - Capital Construction Increases	<u>\$ 98.157</u>		

Appendix

**APPROPRIATIONS;
MAJOR INCREASES AND DECREASES
(millions of dollars)**

	<u>Increases</u>	<u>Decreases</u>	<u>Net Change</u>
Debt Defeasance and Prevention Fund.....		(2350.000)	
Preserve New Jersey.....		(340.585)	
Remove One-Time Appropriations.....		(74.572)	
Other (Net).....		(9.492)	
<i>Subtotal - Capital Construction Decreases</i>		<u>\$ (2,774.649)</u>	
<i>Net Change (Capital Construction)</i>			<u>\$ (2,676.492)</u>
Debt Service			
General Obligation Bond Debt Service.....		(38.996)	
<i>Subtotal - Debt Service Decreases</i>		<u>\$ (38.996)</u>	
<i>Net Change (Debt Service)</i>			<u>\$ (38.996)</u>
GRAND TOTAL	<u>\$ 3,247.092</u>	<u>\$ (4,662.867)</u>	<u>\$ (1,415.775)</u>

TABLE I
SUMMARY OF FISCAL YEAR 2023-24 APPROPRIATION RECOMMENDATIONS

(thousands of dollars)

*Table I is a summary of appropriations of all State fund sources.
It highlights the percent change in appropriations between fiscal years.*

	2023	2024	----- Change -----	
	Adjusted Approp.		Recommended	Dollar
GENERAL FUND AND PROPERTY TAX RELIEF FUND				
State Aid and Grants	38,146,388	39,185,595	1,039,207	2.7 %
State Operations				
Executive Branch	4,673,113	4,561,411	(111,702)	(2.4)
Legislature	111,842	110,842	(1,000)	(0.9)
The Judiciary	875,292	877,292	2,000	0.2
Interdepartmental	4,892,175	5,196,355	304,180	6.2
Total State Operations	10,552,422	10,745,900	193,478	1.8 %
Capital Construction	4,647,996	1,971,504	(2,676,492)	(57.6)
Debt Service	620,745	581,749	(38,996)	(6.3)
TOTAL GENERAL FUND AND PROPERTY TAX RELIEF FUND	53,967,551	52,484,748	(1,482,803)	(2.7 %)
CASINO CONTROL FUND	68,089	73,547	5,458	8.0
CASINO REVENUE FUND	465,084	526,654	61,570	13.2
GUBERNATORIAL ELECTIONS FUND	---	---	-	0.0
GRAND TOTAL STATE APPROPRIATIONS	54,500,724	53,084,949	(1,415,775)	(2.6 %)

TABLE II
SUMMARY OF FISCAL YEAR 2023-24 APPROPRIATION RECOMMENDATIONS
(thousands of dollars)

Table II shows comprehensive prior year financial data, current year appropriations, and budget year recommendations by fund and major spending category.

Orig. & (S)Supple- mental	Year Ending June 30, 2022					Year Ending —June 30, 2024—		
	Reapp. & (R)Recpts.	Transfers & (E)Emer- gencies	Total Available	Expended		2023 Adjusted Approp.	Requested	Recom- mended
10,084,801	742,029	32,117	10,858,947	9,968,598	General Fund			
12,685,681	173,173	44,846	12,903,700	11,802,935	Direct State Services	10,552,422	10,745,900	10,745,900
448,537	198,163	68,197	714,897	467,649	Grants-in-Aid	14,020,272	14,405,084	14,181,851
7,122,920	430,889	-84,044	7,469,765	6,719,378	State Aid	494,273	2,499,563	2,497,563
395,207	---	-76	395,131	364,230	Capital Construction	4,416,732	1,740,240	1,740,240
					Debt Service	620,745	581,749	581,749
30,737,146	1,544,254	61,040	32,342,440	29,322,790	Total General Fund	30,104,444	29,972,536	29,747,303
21,497,326	32,420	-8,431	21,521,315	21,233,591	Property Tax Relief Fund	23,863,107	22,764,734	22,737,445
62,391	569	---	62,960	59,596	Casino Control Fund	68,089	73,547	73,547
464,147	68	---	464,215	461,011	Casino Revenue Fund	465,084	526,654	526,654
21,480	---	-480	21,000	19,137	Gubernatorial Elections Fund	---	---	---
52,782,490	1,577,311	52,129	54,411,930	51,096,125	GRAND TOTAL STATE	54,500,724	53,337,471	53,084,949
					APPROPRIATIONS			

TABLE III
SUMMARY OF APPROPRIATIONS BY ORGANIZATION
(thousands of dollars)

Table III shows comprehensive prior year financial data, current year appropriations, and budget year recommendations by major spending category, governmental branch, and department.

Orig. & (S)Supple- mental	Year Ending June 30, 2022					2023 Adjusted Approp.	Year Ending June 30, 2024	
	Reapp. & (R)Recpts.	Transfers & (E)Emer- gencies	Total Available	Expended			Requested	Recom- mended
<u>DIRECT STATE SERVICES</u>								
Legislative Branch								
16,690	9,259	---	25,949	14,284	Senate	16,690	16,690	16,690
23,208	10,096	---	33,304	21,496	General Assembly	23,208	23,208	23,208
43,514	3,434	2,000	48,948	37,330	Legislative Support Services	51,815	51,815	51,815
23,691	4,514	-975	27,230	20,067	Legislative Commissions	20,129	19,129	19,129
107,103	27,303	1,025	135,431	93,177	Total Legislative Branch	111,842	110,842	110,842
Executive Branch								
9,245	583	---	9,828	7,454	Chief Executive	11,745	13,745	13,745
8,909	11,759	12,231	32,899	15,187	Department of Agriculture	10,859	10,893	10,893
89,513	1,136	---	90,649	79,368	Department of Banking and Insurance	90,263	90,263	90,263
325,595	4,943	---	330,538	319,799	Department of Children and Families	389,472	403,235	403,235
100,248	39,317	-11,595	127,970	112,909	Department of Community Affairs	143,333	61,793	61,793
974,038	12,322	76,275	1,062,635	946,550	Department of Corrections	1,038,513	1,052,014	1,052,014
102,245	9,053	-710	110,588	101,084	Department of Education	105,554	109,084	109,084
267,745	96,684	14,963	379,392	290,866	Department of Environmental Protection	292,961	289,034	289,034
435,484	25,931	4,993	466,408	425,849	Department of Health	460,754	451,198	451,198
297,083	10,006	35,001	342,090	288,768	Department of Human Services	315,212	317,472	317,472
296,212	9,938	35,001	341,151	288,091	(From General Fund)	314,341	316,601	316,601
871	68	---	939	677	(From Casino Revenue Fund)	871	871	871
123,145	41,553	800	165,498	142,994	Department of Labor and Workforce Development	116,927	120,190	120,190
699,796	173,036	32,971	905,803	820,673	Department of Law and Public Safety	815,983	805,336	805,336
644,723	172,980	32,971	850,674	767,014	(From General Fund)	755,759	739,811	739,811
54,981	56	---	55,037	53,567	(From Casino Control Fund)	60,132	65,433	65,433
92	---	---	92	92	(From Casino Revenue Fund)	92	92	92
96,909	15,806	4,008	116,723	106,910	Department of Military and Veterans' Affairs	105,187	112,068	112,068
55,564	1,028	994	57,586	55,658	Department of State	80,573	80,133	80,133
131,372	8,982	5,150	145,504	141,894	Department of Transportation	163,571	100,346	100,346
541,862	42,644	12,658	597,164	537,255	Department of the Treasury	600,269	618,128	618,128
534,452	42,131	12,658	589,241	531,226	(From General Fund)	592,312	610,014	610,014
7,410	513	---	7,923	6,029	(From Casino Control Fund)	7,957	8,114	8,114
989	7	---	996	995	Miscellaneous Commissions	989	989	989
4,259,742	494,790	187,739	4,942,271	4,394,213	Total Executive Branch	4,742,165	4,635,921	4,635,921
4,196,388	494,153	187,739	4,878,280	4,333,848	(From General Fund)	4,673,113	4,561,411	4,561,411
62,391	569	---	62,960	59,596	(From Casino Control Fund)	68,089	73,547	73,547
963	68	---	1,031	769	(From Casino Revenue Fund)	963	963	963

Appendix

Year Ending June 30, 2022					Year Ending June 30, 2024			
Orig. & (S) Supplemental	Reapp. & (R) Recpts.	Transfers & (E) Emergencies	Total Available	Expended		2023 Adjusted Approp.	Requested	Recommended
<u>DIRECT STATE SERVICES</u>								
Interdepartmental Accounts								
194,532	3,663	10,940	209,135	205,764	Property Rentals	199,897	208,964	208,964
210,228	2,346	---	212,574	207,862	Insurance and Other Services	156,828	146,421	146,421
4,317,885	112	-23,219	4,294,778	4,291,974	Employee Benefits	4,441,396	4,595,657	4,595,657
25,275	2,013	804	28,092	8,562	Other Interdepartmental Accounts	19,561	38,025	38,025
140,130	131,261	-94,472	176,919	14,974	Salary Increases and Other Benefits	12,900	143,695	143,695
61,593	63	-14,500	47,156	46,919	Utilities and Other Services	61,593	63,593	63,593
4,949,643	139,458	-120,447	4,968,654	4,776,055	Total Interdepartmental Accounts	4,892,175	5,196,355	5,196,355
Judicial Branch								
831,667	81,115	-36,200	876,582	765,518	The Judiciary	875,292	877,292	877,292
831,667	81,115	-36,200	876,582	765,518	Total Judicial Branch	875,292	877,292	877,292
10,148,155	742,666	32,117	10,922,938	10,028,963	Total Direct State Services	10,621,474	10,820,410	10,820,410
10,084,801	742,029	32,117	10,858,947	9,968,598	(From General Fund)	10,552,422	10,745,900	10,745,900
62,391	569	---	62,960	59,596	(From Casino Control Fund)	68,089	73,547	73,547
963	68	---	1,031	769	(From Casino Revenue Fund)	963	963	963
<u>GRANTS-IN-AID</u>								
Executive Branch								
27,518	718	138	28,374	27,431	Department of Agriculture	93,918	93,943	93,943
957,363	45,094	19,048	1,021,505	902,660	Department of Children and Families	964,648	984,648	984,648
269,450	23,839	11,224	304,513	264,846	Department of Community Affairs	281,605	191,638	191,638
127,016	949	---	127,965	103,478	Department of Corrections	115,200	90,566	90,566
287,800	4,961	---	292,761	281,352	Department of Education	85,510	91,185	91,185
12,300	4,961	---	17,261	5,852	(From General Fund)	10,010	15,685	15,685
275,500	---	---	275,500	275,500	(From Property Tax Relief Fund)	75,500	75,500	75,500
15,614	1,072	---	16,686	5,490	Department of Environmental Protection	17,464	2,675	2,675
748,814	14,693	-63,961	699,546	581,121	Department of Health	719,413	788,624	788,624
748,298	14,693	-63,961	699,030	580,606	(From General Fund)	718,897	788,108	788,108
516	---	---	516	515	(From Casino Revenue Fund)	516	516	516
6,696,547	9,206	137,282	6,843,035	6,316,417	Department of Human Services	7,504,691	8,188,924	8,188,924
6,232,075	9,206	137,282	6,378,563	5,856,550	(From General Fund)	7,039,282	7,661,945	7,661,945
4,000	---	---	4,000	2,336	(From Property Tax Relief Fund)	4,000	4,000	4,000
460,472	---	---	460,472	457,531	(From Casino Revenue Fund)	461,409	522,979	522,979
86,642	---	2,200	88,842	72,304	Department of Labor and Workforce Development	90,442	86,442	86,442
84,446	---	2,200	86,646	70,108	(From General Fund)	88,246	84,246	84,246
2,196	---	---	2,196	2,196	(From Casino Revenue Fund)	2,196	2,196	2,196
59,615	58,629	-480	117,764	103,358	Department of Law and Public Safety	45,385	42,185	42,185
38,135	58,629	---	96,764	84,221	(From General Fund)	45,385	42,185	42,185
21,480	---	-480	21,000	19,137	(From Gubernatorial Elections Fund)	---	---	---
3,095	---	---	3,095	2,561	Department of Military and Veterans' Affairs	2,893	3,395	3,395
1,642,821	12,679	-42,910	1,612,590	1,556,397	Department of State	1,730,939	2,068,227	1,848,994
113,500	631	4	114,135	113,651	Department of Transportation	120,090	160,000	160,000
1,367,866	493	---	1,368,359	1,159,526	Department of the Treasury	2,878,411	2,718,447	2,714,447
808,666	493	---	809,159	674,465	(From General Fund)	677,839	530,775	526,775
559,200	---	---	559,200	485,061	(From Property Tax Relief Fund)	2,200,572	2,187,672	2,187,672

Year Ending June 30, 2022						Year Ending June 30, 2024		
Orig. & (S) Supplemental	Reapp. & (R) Recpts.	Transfers & (E) Emergencies	Total Available	Expended		2023 Adjusted Approp.	Requested	Recommended
					GRANTS-IN-AID			
12,403,661	172,964	62,545	12,639,170	11,490,592	Total Executive Branch	14,650,609	15,510,899	15,287,666
11,080,297	172,964	63,025	11,316,286	10,248,316	(From General Fund)	11,906,416	12,718,036	12,494,803
838,700	---	---	838,700	762,897	(From Property Tax Relief Fund)	2,280,072	2,267,172	2,267,172
463,184	---	---	463,184	460,242	(From Casino Revenue Fund)	464,121	525,691	525,691
21,480	---	-480	21,000	19,137	(From gubernatorial Elections Fund)	---	---	---
					Interdepartmental Accounts			
1,245,915	209	32,506	1,278,630	1,268,056	Employee Benefits	1,335,207	1,426,304	1,426,304
43,992	---	-43,992	---	---	Other Interdepartmental Accounts	643,992	143,992	143,992
329,632	---	-6,617	323,015	300,794	Aid to Independent Authorities	148,934	131,027	131,027
315,477	---	-6,693	308,784	286,563	(From General Fund)	134,657	116,752	116,752
14,155	---	76	14,231	14,231	(From Property Tax Relief Fund)	14,277	14,275	14,275
1,619,539	209	-18,103	1,601,645	1,568,850	Total Interdepartmental Accounts	2,128,133	1,701,323	1,701,323
1,605,384	209	-18,179	1,587,414	1,554,619	(From General Fund)	2,113,856	1,687,048	1,687,048
14,155	---	76	14,231	14,231	(From Property Tax Relief Fund)	14,277	14,275	14,275
14,023,200	173,173	44,442	14,240,815	13,059,442	Total Grants-in-Aid	16,778,742	17,212,222	16,988,989
12,685,681	173,173	44,846	12,903,700	11,802,935	(From General Fund)	14,020,272	14,405,084	14,181,851
852,855	---	76	852,931	777,128	(From Property Tax Relief Fund)	2,294,349	2,281,447	2,281,447
463,184	---	---	463,184	460,242	(From Casino Revenue Fund)	464,121	525,691	525,691
21,480	---	-480	21,000	19,137	(From gubernatorial Elections Fund)	---	---	---
					STATE AID			
					Executive Branch			
18,216	147,505	68,489	234,210	35,884	Department of Agriculture	20,732	41,166	41,166
---	147,405	68,489	215,894	21,760	(From General Fund)	---	---	---
18,216	100	---	18,316	14,124	(From Property Tax Relief Fund)	20,732	41,166	41,166
864,193	---	-465,211	398,982	391,364	Department of Community Affairs	1,007,328	898,557	898,557
7,719	---	---	7,719	6,915	(From General Fund)	9,809	8,209	8,209
856,474	---	-465,211	391,263	384,449	(From Property Tax Relief Fund)	997,519	890,348	890,348
25,600	---	---	25,600	23,876	Department of Corrections	33,400	33,400	33,400
25,600	---	---	25,600	23,876	(From Property Tax Relief Fund)	33,400	33,400	33,400
17,868,249	44,772	-7,162	17,905,859	17,739,888	Department of Education	18,568,793	19,608,037	19,608,037
134,561	26,018	-292	160,287	147,562	(From General Fund)	158,696	2,163,701	2,163,701
17,733,688	18,754	-6,870	17,745,572	17,592,326	(From Property Tax Relief Fund)	18,410,097	17,444,336	17,444,336
16,474	3,467	1,760	21,701	11,957	Department of Environmental Protection	20,774	20,274	20,274
8,678	967	980	10,625	6,881	(From General Fund)	6,478	5,978	5,978
7,796	2,500	780	11,076	5,076	(From Property Tax Relief Fund)	14,296	14,296	14,296
435,900	6,789	---	442,689	433,867	Department of Human Services	488,055	487,432	487,432
192,624	1,455	---	194,079	190,217	(From General Fund)	246,855	233,232	233,232
243,276	5,334	---	248,610	243,650	(From Property Tax Relief Fund)	241,200	254,200	254,200
5,000	232	---	5,232	5,232	Department of Law and Public Safety	7,075	19,265	19,265
---	---	---	---	---	(From General Fund)	1,575	9,765	9,765
5,000	232	---	5,232	5,232	(From Property Tax Relief Fund)	5,500	9,500	9,500
66,305	21,900	---	88,205	59,459	Department of State	35,169	34,064	24,775
61,329	21,900	---	83,229	54,483	(From General Fund)	28,329	22,099	20,099
4,976	---	---	4,976	4,976	(From Property Tax Relief Fund)	6,840	11,965	4,676
101,860	5,500	---	107,360	101,860	Department of Transportation	119,302	108,229	108,229
101,860	5,500	---	107,360	101,860	(From Property Tax Relief Fund)	119,302	108,229	108,229
1,459,947	418	461,814	1,922,179	1,889,524	Department of the Treasury	1,531,139	1,501,162	1,481,162
43,626	418	-980	43,064	39,831	(From General Fund)	42,531	56,579	56,579
1,416,321	---	462,794	1,879,115	1,849,693	(From Property Tax Relief Fund)	1,488,608	1,444,583	1,424,583

Appendix

Year Ending June 30, 2022					Year Ending June 30, 2024			
Orig. & (S) Supplemental	Reapp. & (R) Recpts.	Transfers & (E) Emergencies	Total Available	Expended		2023 Adjusted Approp.	Requested	Recommended
STATE AID								
20,861,744	230,583	59,690	21,152,017	20,692,911	Total Executive Branch	21,831,767	22,751,586	22,722,297
448,537	198,163	68,197	714,897	467,649	(From General Fund)	494,273	2,499,563	2,497,563
20,413,207	32,420	-8,507	20,437,120	20,225,262	(From Property Tax Relief Fund)	21,337,494	20,252,023	20,224,734
20,861,744	230,583	59,690	21,152,017	20,692,911	Total State Aid	21,831,767	22,751,586	22,722,297
448,537	198,163	68,197	714,897	467,649	(From General Fund)	494,273	2,499,563	2,497,563
20,413,207	32,420	-8,507	20,437,120	20,225,262	(From Property Tax Relief Fund)	21,337,494	20,252,023	20,224,734
CAPITAL CONSTRUCTION								
Executive Branch								
79,989	195	-79,724	460	---	Department of Agriculture	97,761	---	---
---	---	660	660	---	Department of Children and Families	---	---	---
---	992	-145	847	---	Department of Community Affairs	---	---	---
---	11,947	2,000	13,947	2,336	Department of Corrections	---	---	---
---	152	---	152	4	Department of Education	---	---	---
371,647	336,181	-13,949	693,879	188,101	Department of Environmental Protection	429,267	184,951	184,951
---	4,583	2,185	6,768	656	Department of Health	---	---	---
---	6,996	3,369	10,365	1,239	Department of Human Services	---	---	---
---	3,193	1,400	4,593	815	Department of Law and Public Safety	3,500	---	---
---	25	2,000	2,025	2,000	Department of Military and Veterans' Affairs	---	---	---
1,540,799	---	---	1,540,799	1,471,428	Department of Transportation	1,552,936	1,578,017	1,578,017
1,340,799	---	---	1,340,799	1,271,428	(From General Fund)	1,352,936	1,378,017	1,378,017
200,000	---	---	200,000	200,000	(From Property Tax Relief Fund)	200,000	200,000	200,000
---	142	---	142	---	Department of the Treasury	---	---	---
1,992,435	364,406	-82,204	2,274,637	1,666,579	Total Executive Branch	2,083,464	1,762,968	1,762,968
1,792,435	364,406	-82,204	2,074,637	1,466,579	(From General Fund)	1,883,464	1,562,968	1,562,968
200,000	---	---	200,000	200,000	(From Property Tax Relief Fund)	200,000	200,000	200,000
Interdepartmental Accounts								
211,749	66,483	-1,840	276,392	134,000	Capital Projects - Statewide	214,532	208,536	208,536
180,485	66,483	-1,840	245,128	102,799	(From General Fund)	183,268	177,272	177,272
31,264	---	---	31,264	31,201	(From Property Tax Relief Fund)	31,264	31,264	31,264
5,150,000	---	---	5,150,000	5,150,000	New Jersey Debt Defeasance and Prevention Fund	2,350,000	---	---
5,361,749	66,483	-1,840	5,426,392	5,284,000	Total Interdepartmental Accounts	2,564,532	208,536	208,536
5,330,485	66,483	-1,840	5,395,128	5,252,799	(From General Fund)	2,533,268	177,272	177,272
31,264	---	---	31,264	31,201	(From Property Tax Relief Fund)	31,264	31,264	31,264
7,354,184	430,889	-84,044	7,701,029	6,950,579	Total Capital Construction	4,647,996	1,971,504	1,971,504
7,122,920	430,889	-84,044	7,469,765	6,719,378	(From General Fund)	4,416,732	1,740,240	1,740,240
231,264	---	---	231,264	231,201	(From Property Tax Relief Fund)	231,264	231,264	231,264
DEBT SERVICE								
Executive Branch								
32,069	---	520	32,589	28,373	Department of Environmental Protection	30,980	31,395	31,395
363,138	---	-596	362,542	335,857	Department of the Treasury	589,765	550,354	550,354
395,207	---	-76	395,131	364,230	Total Executive Branch	620,745	581,749	581,749
395,207	---	-76	395,131	364,230	Total Debt Service	620,745	581,749	581,749

Appendix

Year Ending June 30, 2022					Year Ending June 30, 2024			
Orig. & (S)Supple- mental	Reapp. & (R)Recpts.	Transfers & (E)Emer- gencies	Total Available	Expended		2023 Adjusted Approp.	Requested	Recom- mended
52,782,490	1,577,311	52,129	54,411,930	51,096,125	DEBT SERVICE			
					GRAND TOTAL - STATE			
					APPROPRIATIONS	54,500,724	53,337,471	53,084,949
30,737,146	1,544,254	61,040	32,342,440	29,322,790	<i>(From General Fund)</i>	30,104,444	29,972,536	29,747,303
62,391	569	---	62,960	59,596	<i>(From Casino Control Fund)</i>	68,089	73,547	73,547
21,497,326	32,420	-8,431	21,521,315	21,233,591	<i>(From Property Tax Relief Fund)</i>	23,863,107	22,764,734	22,737,445
464,147	68	---	464,215	461,011	<i>(From Casino Revenue Fund)</i>	465,084	526,654	526,654
21,480	---	-480	21,000	19,137	<i>(From Gubernatorial Elections Fund)</i>	---	---	---

Appendix

DEBT SERVICE (thousands of dollars)

Year Ending June 30, 2022						Year Ending June 30, 2024		
Orig. & (S)Supple- mental	Reapp. & (R)Recpts.	Transfers & (E)Emer- gencies	Total Available	Expended		2023 Adjusted Approp.	Requested	Recom- mended
250,697	---	-14,571	236,126	205,310	Interest on Bonds	203,705	189,564	189,564
144,510	---	14,495	159,005	158,920	Bond Redemption	417,040	392,185	392,185
395,207	---	-76	395,131	364,230	Total Appropriation	620,745	581,749	581,749
---	---	335	335	335	Water Supply Bonds (P.L. 1981, c. 261)	866	966	966
100,903	---	---	100,903	100,902	Refunding Bonds (P.L. 1985, c. 74, as amended by P.L. 1992, c. 182)	41,567	---	---
---	---	185	185	185	Pinelands Infrastructure Trust Bonds (P.L. 1985, c. 302)	205	234	234
745	---	---	745	735	Hazardous Discharge Bonds (P.L. 1986, c. 113)	1,152	1,207	1,207
260	---	---	260	215	Stormwater Management and Combined Sewer Overflow Abatement Bonds (P.L. 1989, c. 181)	465	498	498
346	---	---	346	276	New Jersey Open Space Preservation Bonds (P.L. 1989, c. 183)	361	366	366
226	---	---	226	157	Green Acres, Farmland and Historic Preservation and Blue Acres Bonds (P.L. 1995, c. 204)	186	183	183
3,303	---	---	3,303	3,130	Port of New Jersey Revitalization, Dredging Bonds (P.L. 1996, c. 70)	3,120	3,153	3,153
260	---	---	260	215	Dam, Lake, Stream, Water Resources, and Wastewater Treatment Project Bonds (P.L. 2003, c. 162)	218	219	219
3,423	---	---	3,423	2,938	Green Acres, Farmland, Blue Acres, and Historic Preservation Bonds (P.L. 2007, c. 119)	2,935	2,935	2,935
23,506	---	---	23,506	20,187	Green Acres, Water Supply and Floodplain Protection, and Farmland and Historic Preservation Bonds (P.L. 2009, c. 117)	21,472	21,634	21,634
57,437	---	---	57,437	49,946	Building our Future Bonds (P.L. 2012, c. 41)	49,944	49,940	49,940
---	---	1,865	1,865	1,865	New Jersey Library Construction Bonds (P.L. 2017, c. 149)	4,538	5,068	5,068
4,732	---	12,110	16,842	16,841	Securing our Children's Future Bonds (P.L. 2018, c. 119)	31,842	33,470	33,470
166,304	---	---	166,304	166,303	COVID-19 General Obligation Emergency Bonds (P.L. 2020, c. 60)	461,874	461,876	461,876
33,762	---	-14,571	19,191	---	Payments on Future Bond Sales	---	---	---
395,207	---	-76	395,131	364,230	Total Appropriation	620,745	581,749	581,749

SUMMARY
ESTIMATED REVENUES, EXPENDITURES AND UNDESIGNATED FUND BALANCES
BUDGETED STATE FUNDS
(thousands of dollars)

	----- Fiscal Year Ending June 30 -----		
	2023	2024	Change
	Estimated	Estimated	
Beginning Balances July 1			
Undesignated Fund Balances			
General Fund	5,256,841	7,133,676	1,876,835
Surplus Revenue Fund	---	1,603,307	1,603,307
Property Tax Relief Fund	3,062,389	789,345	(2,273,044)
Casino Control Fund	---	---	---
Casino Revenue Fund	---	---	---
Gubernatorial Elections Fund	---	700	700
<i>Total Undesignated Fund Balances</i>	<u>8,319,230</u>	<u>9,527,028</u>	<u>1,207,798</u>
State Revenues			
General Fund	32,039,780	31,279,553	(760,227)
Property Tax Relief Fund	21,463,700	21,948,100	484,400
Casino Control Fund	67,024	73,547	6,523
Casino Revenue Fund	483,575	526,654	43,079
Gubernatorial Elections Fund	700	700	---
<i>Total State Revenues</i>	<u>54,054,779</u>	<u>53,828,554</u>	<u>(226,225)</u>
Other Adjustments			
General Fund			
Balances lapsed	1,421,075	---	(1,421,075)
From/(To) Property Tax Relief Fund	---	---	---
From/(To) Casino Control Fund	---	---	---
From/(To) Casino Revenue Fund	19,224	---	(19,224)
From/(To) Gubernatorial Elections Fund	---	---	---
From/(To) Surplus Revenue Fund	(1,603,307)	---	1,603,307
From/(To) Reserved Fund Balance	104,507	(254,420)	(358,927)
Property Tax Relief Fund			
Balances lapsed	126,363	---	(126,363)
From/(To) General Fund	---	---	---
Casino Control Fund			
Balances lapsed	1,065	---	(1,065)
From/(To) General Fund	---	---	---
Casino Revenue Fund			
Balances lapsed	733	---	(733)
From/(To) General Fund	(19,224)	---	19,224
Gubernatorial Elections Fund			
Balances lapsed	---	---	---
From/(To) General Fund	---	---	---
Surplus Revenue Fund			
Balances lapsed	---	---	---
From/(To) General Fund	1,603,307	---	(1,603,307)
<i>Total Other Adjustments</i>	<u>1,653,743</u>	<u>(254,420)</u>	<u>(1,908,163)</u>
<i>Total Available</i>	<u>64,027,752</u>	<u>63,101,162</u>	<u>(926,590)</u>
Appropriations			
General Fund	30,104,444	29,747,303	(357,141)
Property Tax Relief Fund	23,863,107	22,737,445	(1,125,662)
Casino Control Fund	68,089	73,547	5,458
Casino Revenue Fund	465,084	526,654	61,570
Gubernatorial Elections Fund	---	---	---
<i>Total Appropriations</i>	<u>54,500,724</u>	<u>53,084,949</u>	<u>(1,415,775)</u>
Ending Balances June 30			
Undesignated Fund Balances			
General Fund	7,133,676	8,411,506	1,277,830
Surplus Revenue Fund	1,603,307	1,603,307	---
Property Tax Relief Fund	789,345	---	(789,345)
Casino Control Fund	---	---	---
Casino Revenue Fund	---	---	---
Gubernatorial Elections Fund	700	1,400	700
<i>Total Undesignated Fund Balances</i>	<u>9,527,028</u>	<u>10,016,213</u>	<u>489,185</u>

STATE REVENUES
FISCAL YEARS 2023 AND 2024 ESTIMATES
(thousands of dollars)

	FY 2023 Approp Act	FY 2023 Revised	FY 2023 Change	FY 2024 Estimate	FY 2023 to FY 2024 Change
Major Revenues					
Gross Income Tax	\$19,985,000	\$20,411,500	\$426,500	\$20,884,100	\$472,600
Sales Tax	12,505,598	13,084,458	578,860	13,228,387	143,929
Sales Tax Dedication-PTRF	1,007,500	1,052,200	44,700	1,064,000	11,800
Energy Tax Receipts-Sales Tax	788,492	788,492	---	798,398	9,906
Sales-Energy	101,508	107,580	6,072	110,230	2,650
Sales Tax Dedication-General Fund	(986,100)	(1,030,200)	(44,100)	(1,042,000)	(11,800)
Corporation Business	5,225,000	5,769,465	544,465	5,348,315	(421,150)
Corporation Business-Energy	10,000	10,500	500	10,800	300
Business Alternative Income Tax	3,400,000	3,962,012	562,012	4,051,012	89,000
Motor Fuels	480,000	458,862	(21,138)	458,862	---
Motor Vehicle Fees	382,749	378,589	(4,160)	396,563	17,974
Transfer Inheritance	384,541	550,977	166,436	536,418	(14,559)
Estate Tax	500	2,000	1,500	1,000	(1,000)
Casino Revenue Fund	465,084	483,575	18,491	526,654	43,079
Insurance Premium	585,000	598,722	13,722	664,433	65,711
Cigarette	91,607	59,346	(32,261)	36,774	(22,572)
Petroleum Products Gross Receipts	1,515,747	1,412,501	(103,246)	1,401,034	(11,467)
Petroleum Products Gross Receipts-Capital Reserves	(654,811)	(550,797)	104,014	(498,114)	52,683
Corporation Banks and Financial Institutions	95,000	71,800	(23,200)	77,200	5,400
Alcoholic Beverage Excise	129,995	146,200	16,205	146,200	---
Realty Transfer	572,033	557,570	(14,463)	512,964	(44,606)
Tobacco Products Wholesale Sales	34,989	37,273	2,284	37,669	396
Public Utility Excise (Reform)	19,500	19,500	---	20,000	500
Total Major Revenues	46,138,932	48,382,125	2,243,193	48,770,899	388,774
Miscellaneous Taxes, Fees, Revenues, Transfers					
Cannabis Regulatory, Enforcement Assistance and Marketplace Modernization Fund	1,979	---	(1,979)	1,680	1,680
Health Service Corporation Reorganization Assessment	---	600,000	600,000	100,000	(500,000)
Other Energy Taxes	155,000	155,000	---	159,000	4,000
Assessment on Real Property Greater Than \$1 Million	230,976	260,952	29,976	247,904	(13,048)
Medicaid Uncompensated Care	421,406	492,656	71,250	344,699	(147,957)
Hotel/Motel Occupancy Tax	124,613	131,913	7,300	140,391	8,478
Fringe Benefit Recoveries	1,146,103	1,143,129	(2,974)	1,196,844	53,715
Interfund Transfers	437,424	521,630	84,206	512,608	(9,022)
Casino Control	68,089	67,024	(1,065)	73,547	6,523
Gubernatorial Elections Fund	700	700	---	700	---
Other Miscellaneous	1,634,317	2,299,650	665,333	2,280,282	(19,368)
Total Miscellaneous Taxes, Fees, Revenues, Transfers	4,220,607	5,672,654	1,452,047	5,057,655	(614,999)
TOTAL STATE REVENUES	\$50,359,539	\$54,054,779	\$3,695,240	\$53,828,554	(\$226,225)

**SCHEDULE 1
STATE REVENUES**
(thousands of dollars)

	-----Fiscal Year Ending June 30-----		
	2022 Actual	2023 Estimated	2024 Estimated
GENERAL FUND			
Major Taxes:			
Sales	12,525,220	13,084,458	13,228,387
Energy Tax Receipts - Sales Tax	788,492	788,492	798,398
Sales - Energy	104,820	107,580	110,230
Less: Sales Tax Dedication	(1,013,006)	(1,030,200)	(1,042,000)
Corporation Business	5,705,281	5,769,465	5,348,315
Corporation Business - Energy	12,736	10,500	10,800
Petroleum Products Gross Receipts	1,553,934	1,412,501	1,401,034
Less: Petroleum Products Gross Receipts - Capital Reserves	(756,271)	(550,797)	(498,114)
Business Alternative Income Tax	3,980,034	3,962,012	4,051,012
Insurance Premium	703,685	598,722	664,433
Realty Transfer	674,562	557,570	512,964
Transfer Inheritance	604,277	550,977	536,418
Motor Fuels	461,765	458,862	458,862
Motor Vehicle Fees	393,359	378,589	396,563
Alcoholic Beverage Excise	142,644	146,200	146,200
Corporation Banks and Financial Institutions	81,876	71,800	77,200
Tobacco Products Wholesale Sales	43,226	37,273	37,669
Cigarette	37,958	59,346	36,774
Public Utility Excise (Reform)	19,136	19,500	20,000
Estate Tax	---	2,000	1,000
<i>Total Major Taxes</i>	<u>26,063,728</u>	<u>26,434,850</u>	<u>26,296,145</u>
Miscellaneous Taxes, Fees, and Revenues:			
Department of Agriculture:			
Animal Disease Control	550	---	---
Environmental Services	131	---	---
Fertilizer Inspection Fees	871	366	366
Milk Control Licenses and Fees	209	---	---
Miscellaneous Revenue	453	2	2
Subtotal, Department of Agriculture	<u>2,214</u>	<u>368</u>	<u>368</u>
Department of Banking and Insurance:			
Actuarial Services	5	5	5
Banking - Assessments	12,229	13,688	13,688
Banking - Licenses and Other Fees	2,896	2,900	2,900
Fraud Fines	1,132	1,300	1,300
HMO Covered Lives	40	50	50
Insurance - Examination Billings	171	200	200
Insurance - Licenses and Other Fees	61,294	61,250	61,250
Insurance - Special Purpose Assessment	33,292	39,204	39,204
Insurance Fraud Prevention	29,187	32,037	32,037
Public Adjusters Licensing	2	---	---
Real Estate Commission	5,645	11,600	4,500
Subtotal, Department of Banking and Insurance	<u>145,893</u>	<u>162,234</u>	<u>155,134</u>
Department of Children and Families:			
Child Care Licensing	325	275	275
Contract Recoveries	18,756	13,725	13,725
Divorce Filing Fees	1,333	1,200	1,200
Marriage License/Civil Union Fees	1,244	---	860
Subtotal, Department of Children and Families	<u>21,658</u>	<u>15,200</u>	<u>16,060</u>
Department of Community Affairs:			
Affordable Housing and Neighborhood Preservation - Fair Housing	16,035	16,035	16,035
Boarding Home Fees	1,147	---	---
Construction Fees	23,608	17,969	17,969
Fire Safety	40,106	18,122	18,122
Housing Inspection Fees	14,473	11,437	11,437
Miscellaneous Revenue	141	---	---
Planned Real Estate Development Fees	1,088	950	950
Subtotal, Department of Community Affairs	<u>96,598</u>	<u>64,513</u>	<u>64,513</u>

**SCHEDULE 1
STATE REVENUES**
(thousands of dollars)

	-----Fiscal Year Ending June 30-----		
	2022	2023	2024
	Actual	Estimated	Estimated
Department of Corrections:			
Miscellaneous Revenue	174	---	---
Victims of Violent Crime Compensation	18	---	---
Subtotal, Department of Corrections	192	---	---
Department of Education:			
Audit Recoveries	287	75	75
Audit of Enrollments	1,086	465	214
Nonpublic Schools Handicapped and Auxiliary Recoveries	20,712	---	---
Nonpublic Schools Other Recoveries	5,383	6,913	5,000
School Construction Inspection Fees	817	634	634
State Board of Examiners	5,452	4,724	---
Subtotal, Department of Education	33,737	12,811	5,923
Department of Environmental Protection:			
Air Pollution Fees - Minor Sources	7,440	7,200	7,200
Air Pollution Fees - Title V Operating Permits	3,413	3,400	3,400
Air Pollution Fines	1,718	880	880
Clean Water Enforcement Act	2,933	1,900	1,900
Coastal Area Facility Review Act	1,928	1,800	1,800
Endangered Species Tax Check-Off	225	242	242
Environmental Infrastructure Financing Program Administrative Fee	6,608	5,000	5,000
Excess Diversion	159	160	160
Freshwater Wetlands Fees	3,527	3,100	3,100
Freshwater Wetlands Fines	250	150	150
Hazardous Discharge Site Cleanup	10,934	---	---
Hazardous Waste Fees	2,156	2,150	2,150
Hazardous Waste Fines	746	650	650
Hunters' and Anglers' Licenses	14,051	13,514	13,514
Industrial Site Recovery Act	43	45	45
Laboratory Certification Fees	2,034	2,100	2,100
Laboratory Certification Fines	3	78	50
Marina Rentals	1,309	885	885
Marine Lands - Preparation and Filing Fees	2,329	180	180
Medical Waste	7,075	9,000	9,000
Miscellaneous Revenue	118	---	---
New Jersey Pollutant Discharge Elimination System/Stormwater Permits	20,197	16,700	16,700
New Jersey Spill Compensation Fund	7,293	---	---
Parks Management Fees and Permits	8,799	1,600	1,600
Parks Management Fines	69	75	75
Pesticide Control Fees	5,995	4,400	4,400
Pesticide Control Fines	25	35	40
Radiation Protection Fees	3,374	5,100	3,300
Radiation Protection Fines	172	175	175
Radon Testers Certification	357	350	350
Safe Drinking Water Fund	240	---	---
Solid Waste - Utility Regulation Assessments	5,971	3,100	3,100
Solid Waste Fines	457	1,000	1,000
Solid Waste Management Fees	5,991	10,600	5,600
Solid and Hazardous Waste Disclosure	412	500	500
Stream Encroachment	5,930	3,800	3,800
Toxic Catastrophe Prevention Fees	2,159	2,000	2,000
Toxic Catastrophe Prevention Fines	72	100	100
Treatment Works Approval	1,926	2,000	2,000
Underground Storage Tanks Fees	503	500	500
Water Allocation	5,665	2,425	2,425
Water Supply Management Regulations	1,209	1,178	1,178
Water/Wastewater Operators Licenses	379	210	210
Waterfront Development Fees	3,293	3,100	3,100
Waterfront Development Fines	24	20	20
Well Permits/Well Drillers/Pump Installers Licenses	1,497	1,100	1,100
Wetlands	157	125	125
Worker Community Right to Know - Fines	13	5	5
Subtotal, Department of Environmental Protection	151,178	112,632	105,809
Department of Health:			
Admission Charge Hospital Assessment	6,000	6,000	6,000

**SCHEDULE 1
STATE REVENUES**
(thousands of dollars)

	-----Fiscal Year Ending June 30-----		
	2022 Actual	2023 Estimated	2024 Estimated
Clinical Laboratory	1,606	---	---
Federal Funds - Graduate Medical Education	284,418	173,954	221,659
Health Care Reform	1,200	1,200	1,200
Interim Assistance	145	---	---
Licenses, Fines, Permits, Penalties and Fees	17,189	5,000	5,000
Miscellaneous Revenue	259	---	---
Patients' and Residents' Cost Recovery - Psychiatric Hospitals	84,989	83,954	83,954
Subtotal, Department of Health	<u>395,806</u>	<u>270,108</u>	<u>317,813</u>
Department of Human Services:			
Commission for the Blind	125	---	---
Early Periodic Screening, Diagnosis and Treatment	6,680	14,292	14,292
Medicaid Uncompensated Care - Acute	244,465	263,100	216,752
Medicaid Uncompensated Care - Mental Health	26,248	29,007	25,362
Medicaid Uncompensated Care - Psychiatric	206,916	200,549	102,585
Miscellaneous Revenue	6,954	7,000	5,250
Patients' and Residents' Cost Recovery - Developmental Disabilities	14,149	12,494	12,000
School Based Medicaid	83,533	67,631	58,488
Subtotal, Department of Human Services	<u>589,070</u>	<u>594,073</u>	<u>434,729</u>
Department of Labor and Workforce Development:			
Council on Gender Parity	72	---	---
Examination Fees	2,462	---	---
Merit Systems Board Appeals Fees	72	---	---
Miscellaneous Revenue	124	100	100
Special Compensation Fund	3,101	2,188	2,188
State Disability Benefits Fund	4,548	---	---
Training Fees	1,753	---	---
Workers' Compensation Assessment	23,411	14,377	14,377
Workplace Standards - Licenses, Permits and Fines	21,733	8,858	9,358
Subtotal, Department of Labor and Workforce Development	<u>57,276</u>	<u>25,523</u>	<u>26,023</u>
Department of Law and Public Safety:			
Beverage Licenses	4,199	4,199	4,199
Casino Fines	512	---	---
Charities Registration Section	2,893	556	556
Consumer Affairs	13,149	830	830
Controlled Dangerous Substances	2,499	1,350	1,350
Criminal Disposition	111	---	---
Elevator, Escalator and Moving Walkway Mechanics Licensing Board	19	63	32
Fantasy Sports Operations Fee	1,706	1,800	1,800
Forfeiture Funds	250	---	---
Legal Services	85,899	---	---
Legalized Games of Chance Control	1,599	1,000	1,000
Miscellaneous Revenue	832	25	25
New Jersey Cemetery Board	296	1	2
Private Employment Agencies	949	258	258
Recreational Boating	1,991	2,000	2,000
Retired Officer Handgun Permit	546	---	---
Securities Enforcement	50,723	36,394	36,394
State Board of Architects	1,232	219	350
State Board of Audiology and Speech-Language Pathology Advisory	1,486	21	420
State Board of Certified Psychoanalysts	1	1	1
State Board of Certified Public Accountants	331	41	855
State Board of Chiropractors	1,214	15	385
State Board of Cosmetology and Hairstyling	2,988	2,349	788
State Board of Court Reporting	160	9	60
State Board of Creative Arts Therapists	51	---	---
State Board of Dentistry	4,987	138	1,628
State Board of Electrical Contractors	374	114	665
State Board of HVAC Contractors	1,086	54	424
State Board of Marriage Counselor Examiners	909	---	219
State Board of Massage and Bodyworks	133	338	74
State Board of Master Plumbers	149	237	70
State Board of Medical Examiners	8,448	6,210	2,633
State Board of Mortuary Science	631	115	167
State Board of Nursing	15,365	---	5,181

**SCHEDULE 1
STATE REVENUES**
(thousands of dollars)

	-----Fiscal Year Ending June 30-----		
	2022 Actual	2023 Estimated	2024 Estimated
State Board of Occupational Therapists and Assistants	1,497	33	385
State Board of Ophthalmic Dispensers and Ophthalmic Technicians	694	9	158
State Board of Optometrists	87	237	17
State Board of Orthotics and Prosthetics	8	23	4
State Board of Pharmacy	1,622	1,269	420
State Board of Physical Therapy	1,877	40	490
State Board of Polysomnography	21	46	3
State Board of Professional Engineers and Land Surveyors	1,958	216	560
State Board of Professional Planners	290	1	105
State Board of Psychological Examiners	297	324	44
State Board of Real Estate Appraisers	1,833	17	499
State Board of Respiratory Care	614	---	196
State Board of Social Workers	977	---	153
State Board of Veterinary Medical Examiners	192	223	53
State Police - Fingerprint Fees	17,497	3,696	3,696
State Police - Other Licenses	229	333	333
State Police - Private Detective Licenses	131	185	185
Victim and Witness Advocacy Fund	318	---	---
Victims of Violent Crime Compensation	3,672	2,850	---
Weights and Measures - General	3,534	2,612	2,612
Subtotal, Department of Law and Public Safety	245,066	70,451	72,279
Department of Military and Veterans' Affairs:			
Miscellaneous Revenue	5,033	---	---
Soldiers' Homes	39,294	42,000	43,000
Subtotal, Department of Military and Veterans' Affairs	44,327	42,000	43,000
Department of State:			
Licensure Fees	21	50	50
New Jersey World Trade Center Scholarship Program	1	---	---
Subtotal, Department of State	22	50	50
Department of Transportation:			
Air Safety Fund	1,327	965	965
Applications and Highway Permits	3,580	2,500	2,500
Autonomous Transportation Authorities	24,500	24,500	24,500
Casualty Losses	1,615	350	350
Drunk Driving Fines	312	400	400
Good Driver	80,353	77,400	77,400
Logo Sign Program Fees	562	300	300
Maritime Program Receipts	1,918	1,900	1,900
Miscellaneous Revenue	42	40	40
Outdoor Advertising	1,766	740	740
Placarded Railcar	194	---	---
Rental Receipts - Tenant Relocation Program	416	---	---
Subtotal, Department of Transportation	116,585	109,095	109,095
Department of the Treasury:			
Assessment on Real Property Greater Than \$1 Million	275,572	260,952	247,904
Assessments - Cable TV	5,032	3,694	5,255
Assessments - Public Utility	30,617	30,585	36,591
CATV Universal Access	8,424	8,400	8,000
Commercial Recording - Expedited	1,719	1,150	1,150
Commissions (Notary)	2,344	2,300	2,300
Contract Compliance Fees	854	---	---
Cost Assessment	6,229	---	---
Domestic Security	35,879	36,612	36,612
Drug Enforcement and Demand Reduction Fund	---	---	4,500
Equipment Leasing Fund - Debt Service Recovery	---	1,611	855
General Revenue - Fees (Commercial Recording and UCC)	102,404	104,000	104,000
Health Service Corporation Reorganization Assessment	---	600,000	100,000
Higher Education Capital Improvement Fund - Debt Service Recovery	---	24,184	12,873
Hotel/Motel Occupancy Tax	124,349	131,913	140,391
Investment Earnings	47,311	710,300	672,900
Miscellaneous Revenue	4,951	3,305	3,305
NJ Public Records Preservation	40,477	36,464	36,464
Nuclear Emergency Response Assessment	3,745	3,878	2,657

**SCHEDULE 1
STATE REVENUES**
(thousands of dollars)

	-----Fiscal Year Ending June 30-----		
	2022 Actual	2023 Estimated	2024 Estimated
Office of Information Technology Receipts	57,616	---	---
Prequalification Fees	82	---	---
Public Defender Client Receipts	3,744	4,000	---
Public Finance Activities	503	---	---
Public Utility Fines	493	1,100	1,100
Public Utility Gross Receipts and Franchise Taxes (Water/Sewer)	150,216	155,000	159,000
Railroad Tax - Class II	5,069	4,920	4,960
Railroad Tax - Franchise	14,055	14,050	14,050
Rate Counsel	7,250	7,250	7,250
Ridesharing	30,915	38,594	39,443
Sports Betting	60,793	62,141	65,210
Surplus Property	2,765	2,420	2,420
Tax Referral Cost Recovery Fee	31	---	---
Telephone Assessment	127,124	128,021	128,021
Tire Clean-Up Surcharge	9,709	10,000	10,000
Tobacco Settlement Financing Corporation	30,609	---	---
Subtotal, Department of the Treasury	<u>1,190,881</u>	<u>2,386,844</u>	<u>1,847,211</u>
Other Sources:			
Miscellaneous Revenue	2,682	3,000	3,000
Interdepartmental Accounts:			
Administration and Investment of Pension and Health Benefit Funds - Recoveries	2,708	2,710	2,710
Employee Maintenance Deductions	300	300	300
Federal Fringe Benefit Recoveries from School Districts	104,187	98,250	98,246
Fringe Benefit Recoveries from Colleges and Universities/University Hospital	283,608	308,569	331,160
Fringe Benefit Recoveries from Federal and Other Funds	544,155	664,182	693,818
Indirect Cost Recoveries - DEP Other Funds	11,769	11,900	11,900
MTF Revenue Fund	514	---	---
Miscellaneous Revenue	18	---	---
Rent of State Building Space	3,002	3,100	3,100
Social Security Recoveries from Federal and Other Funds	67,741	72,128	73,620
Standard Offer Payments - Utilities	134	---	---
Subtotal, Interdepartmental Accounts	<u>1,018,136</u>	<u>1,161,139</u>	<u>1,214,854</u>
The Judiciary:			
Civil Arbitration Program	1,650	---	---
Court Fees	37,022	38,259	38,259
Miscellaneous Revenue	182	---	---
Pretrial Services Program - 21st Century Justice Improvement Fund	15,866	15,000	15,000
Subtotal, The Judiciary	<u>54,720</u>	<u>53,259</u>	<u>53,259</u>
<i>Total Miscellaneous Taxes, Fees, and Revenues</i>	<u>4,166,041</u>	<u>5,083,300</u>	<u>4,469,120</u>
Interfund Transfers:			
Building Our Future Fund	71	683	245
Cannabis Regulatory, Enforcement Assistance and Marketplace Modernization Fund	1,976	---	1,680
Clean Waters Fund	---	1	1
Cultural Centers and Historic Preservation Fund	---	2	3
Dam, Lake, Stream and Flood Control Project Fund - 2003	12	157	65
Developmental Disabilities Waiting List Reduction Fund	5	78	106
Energy Conservation Fund	1	11	14
Enterprise Zone Assistance Fund	103,237	64,862	61,474
Fund for the Support of Free Public Schools	5,347	5,522	5,522
Garden State Green Acres Preservation Trust Fund	1,035	6,719	6,719
Hazardous Discharge Fund	---	7	9
Hazardous Discharge Site Cleanup Fund	20,191	20,228	20,228
Housing Assistance Fund	13	207	280
Jobs, Education and Competitiveness Fund	---	1	2
Judiciary Bail Fund	4	51	69
Judiciary Probation Fund	17	256	333
Judiciary Special Civil Fund	6	115	157
Judiciary Superior Court Miscellaneous Fund	7	112	151
Legal Services Fund	6,744	7,000	7,500
Mortgage Assistance Fund	115	28	18
NJ Bridge Rehab. and Improvement and R.R. Right-of-Way Preservation Fund	6	89	61
Natural Resources Fund	1	21	15

**SCHEDULE 1
STATE REVENUES**
(thousands of dollars)

	-----Fiscal Year Ending June 30-----		
	2022	2023	2024
	Actual	Estimated	Estimated
New Jersey Library Construction Fund	733	4,110	4,115
New Jersey Spill Compensation Fund	15,680	17,880	12,280
New Jersey Workforce Development Partnership Fund	31,113	33,150	34,125
Pollution Prevention Fund	644	1,059	1,059
Public Purpose Buildings and Community-Based Facilities Construction Fund	1	9	13
Safe Drinking Water Fund	2,079	2,745	2,745
Securing Our Children's Future Fund	2,170	15,152	15,430
Shore Protection Fund	2	29	39
State Disability Benefit Fund	33,142	39,733	39,733
State Land Acquisition and Development Fund	---	7	10
State Owned Real Property Trust Fund	1,211	2,075	1,360
State of New Jersey Cash Management Fund	2,233	3,336	3,503
Statewide Transportation and Local Bridge Fund	9	150	103
Supplemental Workforce Fund for Basic Skills	13,490	11,114	11,114
Unclaimed Insurance Payments on Deposit Accounts Trust Fund	1	46	53
Unclaimed Personal Property Trust Fund	210,000	210,000	210,000
Unclaimed Utility Deposits Trust Fund	1	59	93
Unemployment Compensation Auxiliary Fund	4,209	4,217	3,242
Universal Service Fund	67,650	67,650	67,650
Water Conservation Fund	2	30	40
Worker and Community Right to Know Fund	2,741	2,929	2,929
<i>Total Interfund Transfers</i>	<u>525,899</u>	<u>521,630</u>	<u>514,288</u>
Total State Revenues General Fund	<u>30,755,668</u>	<u>32,039,780</u>	<u>31,279,553</u>
PROPERTY TAX RELIEF FUND			
Gross Income Tax	20,737,476	20,411,500	20,884,100
Sales Tax Dedication	<u>1,041,374</u>	<u>1,052,200</u>	<u>1,064,000</u>
<i>Total Property Tax Relief Fund</i>	<u>21,778,850</u>	<u>21,463,700</u>	<u>21,948,100</u>
CASINO CONTROL FUND			
License Fees	<u>60,166</u>	<u>67,024</u>	<u>73,547</u>
CASINO REVENUE FUND			
Casino Simulcasting Fund	102	270	270
Gross Revenue Tax	180,947	166,681	181,476
Internet Gaming	232,421	261,628	287,791
Investment Earnings	245	6,809	6,809
Other Casino Taxes and Fees	8,238	8,585	8,750
Sports Betting	<u>36,027</u>	<u>39,602</u>	<u>41,558</u>
<i>Total Casino Revenue Fund</i>	<u>457,980</u>	<u>483,575</u>	<u>526,654</u>
GUBERNATORIAL ELECTIONS FUND			
Taxpayers' Designations	<u>238</u>	<u>700</u>	<u>700</u>
TOTAL STATE REVENUES	<u>53,052,902</u>	<u>54,054,779</u>	<u>53,828,554</u>

**SCHEDULE 2
DEDICATED REVENUES**
(thousands of dollars)

	-----Fiscal Year Ending June 30-----		
	2022 Actual	2023 Estimated	2024 Estimated
Dedicated:			
Chief Executive:			
State Authority Review and Oversight	760	775	775
Department of Agriculture:			
Animal Disease Control	---	400	500
Beneficial Insect Laboratory	---	75	70
Blueberry Council	239	200	200
Commodity Distribution	---	1,852	1,850
Cranberry Council	228	100	100
Dairy Fee Administration	1,031	550	550
Dairy Industry Promotion Account	70	60	60
Development Potential Transfer Bank Administration	13	51	50
Environmental Services	---	125	125
Farm Products Publicity Fund	19	25	25
Food Distribution Assessment	80	60	60
Fruit and Vegetable Grading Service	1,710	1,162	1,162
Future Farmers of America - Student Loans from Department of Education	120	145	145
Horse Breeding and Development Fund	144	127	127
Hunger Initiative/Food Assistance Program	54	40	45
Marketing and Development Services	---	916	916
NJ Farm to School Program	5	265	100
New Jersey Hemp Farming Fund	---	70	80
Nursery Inspection Program	---	240	200
Organic Program	407	450	450
Plant Pest and Disease Control	---	90	60
Poultry Service	10	10	10
Sire Stakes	2,837	1,600	1,600
Standardbred Breeder Awards	100	122	2
Stormwater Discharge Administration Chp. 251	120	156	170
Wine Promotion Program	585	497	497
Miscellaneous	19	12	14
Subtotal, Department of Agriculture	7,791	9,400	9,168
Department of Banking and Insurance:			
Consumer Protection Services and Solvency Regulation	7	---	---
Individual Health Care Program Assessments	115	---	---
New Jersey Reinsurance Program	---	250	250
Small Employer Health Benefits	505	476	476
Miscellaneous	5	---	---
Subtotal, Department of Banking and Insurance	632	726	726
Department of Children and Families:			
Children's Trust Fund	157	180	180
Contribution to Care	502	150	150
Criminal History Record Checks	642	120	120
Displaced Homemaker - Workforce Development Partnership Fund	2,550	2,550	2,550
Domestic Violence Fund	330	300	300
Education Services	34,366	43,527	43,527
Government Benefits - Social Security	300	---	---
Grants to Displaced Homemaker Centers	667	670	670
Legally Responsible Relatives - Out-of-Home Placements	3,527	2,500	---
Legally Responsible Relatives - Probation Supplement	1,300	650	---
Old Age Survivors Insurance	1,513	2,092	2,092
Women's Services	---	---	100
Miscellaneous	929	---	---
Subtotal, Department of Children and Families	46,783	52,739	49,689
Department of Community Affairs:			
Boarding Home Regulation and Assistance	---	900	900
Community Development Block Grant-Disaster Recovery Program Income	6,405	---	---
Fire Certification Program	160	150	40
Housing Code Enforcement	---	3,434	4,433
Housing Services	127,830	104,565	104,565
Landscape Irrigation Contractor Certification	52	100	100
Lead Hazard Control Assistance Fund	138	180	180
Neighborhood Revitalization Tax Credit	16,500	15,000	15,000

**SCHEDULE 2
DEDICATED REVENUES**
(thousands of dollars)

	-----Fiscal Year Ending June 30-----		
	2022	2023	2024
	Actual	Estimated	Estimated
New Home Warranty Program	1,933	3,212	3,212
Reduced Cigarette Ignition Propensity & Firefighter Protection Fund	34	25	25
Section 8	17,806	---	---
Uniform Construction Code	---	7,375	7,375
Uniform Fire Code	---	19,745	20,745
Universal Service Fund	7,291	8,556	11,125
Urban Enterprise Zone Authority Administration	1,235	2,500	2,500
Urban Housing Assistance Program	1,978	---	---
Miscellaneous	9,271	5,025	5,025
Subtotal, Department of Community Affairs	190,633	170,767	175,225
Department of Corrections:			
Administration and Support Services	18,377	21,070	20,270
Biodegradable Materials - Clean Energy Fund	121	1,100	1,100
Pre-Release Employment Navigation and Re-Entry Services Program	540	600	600
State Facilities Education Act (SFEA)	1,119	939	877
Miscellaneous	2,078	10	10
Subtotal, Department of Corrections	22,235	23,719	22,857
Department of Education:			
Katzenbach One on One Aides	1,345	1,330	1,254
Katzenbach Summer Program	320	407	374
Marie H. Katzenbach School for the Deaf - Tuition from Local Boards	6,448	6,460	6,141
Office of Fiscal Accountability and Compliance	2,274	1,910	1,910
Recruitment, Preparation, Certification and Educator Evaluation	---	662	576
Rental of Vacant Building Space	9	9	9
School District Deficit Relief	---	16,499	18,956
Securing Our Children's Future Bond Act - Administration Costs	32	4,468	4,300
Miscellaneous	1	76	76
Subtotal, Department of Education	10,429	31,821	33,596
Department of Environmental Protection:			
Administrative Costs - Natural Resources Damages	---	1,855	2,155
Battleship New Jersey Memorial Fund	145	120	120
Board of Tree Experts	393	225	350
Coastal Area Development Review Act Program	---	100	100
Deerfield Organics	518	---	---
Disaster Relief - Other	1,271	---	---
Drinking Water State Revolving Fund - Capacity Development	176	125	125
Drinking Water State Revolving Fund - Operator Certification	212	125	125
Drinking Water State Revolving Fund - Program Administration	136	1,400	1,400
Drinking Water State Revolving Fund - Small System Technical Assistance	315	125	125
Drinking Water State Revolving Fund - Source Water Program Administration	59	125	125
Electronic Waste	490	425	408
Endangered and Nongame Species Wildlife Fund	120	100	100
Environmental Infrastructure Financing Program Loan Fund	---	2,600	2,600
Exotic and Nongame Species Inspection Fund	99	100	100
Expenses of the Delaware and Raritan Canal Commission	696	500	650
Forest Resource Management Special Revenue	227	235	235
Global Warming Solutions Fund - Administration	91	1,022	1,022
Green Acres/Open Space Administration	---	403	403
Hazardous Discharge Site Cleanup Fund - Responsible Party	---	15,256	15,112
Historic Buildings Waterloo Village	---	3,200	3,200
Hunters' and Anglers' License Fund	---	1,266	686
Lake Hopatcong Fund	500	500	500
Low Emission Vehicle Program	128	150	150
Mammography Quality Standards Act	247	237	423
Maurice River Restoration Project	3,200	---	---
Morris Canal Improvements at Waterloo Village	---	700	700
National Fish and Wildlife Foundation - Coastal Resiliency	---	912	912
Natural Resource Damages - Constitutional Dedication	133	---	---
New Jersey Shade Tree and Community Forestry Program	862	800	800
New Jersey Spill Compensation Fund - Administrative Costs	---	10,005	10,942
Nuclear Emergency Response	---	1,221	1,141
Nuclear Emergency Response - Decommissioning Costs	75	75	75
Nuclear Regulatory Commission - Agreement State Program	2,712	2,500	2,900
Offshore Wind Research and Monitoring Initiative	4,314	---	---

**SCHEDULE 2
DEDICATED REVENUES**
(thousands of dollars)

	-----Fiscal Year Ending June 30-----		
	2022 Actual	2023 Estimated	2024 Estimated
Oil Spill Prevention	---	576	689
Oyster Cultch Fund	224	200	200
Oyster Reef Restoration	---	150	150
Palisades Interstate Park Commission (PIPC) - Court Fund Revenue	---	650	700
Palisades Interstate Park Commission (PIPC) - Gas Station Revenue	---	2,270	2,270
Palisades Interstate Park Commission (PIPC) - Operating Fund Revenue	---	1,508	1,388
Parks Management	---	4,100	4,800
Parks Management Revolving Fund	3,666	2,500	3,500
Pesticide Control	---	1,300	1,300
Pollution Prevention	---	606	215
Recreational Fisheries Survey	580	672	900
Recycling Enhancement Registration Fees	---	---	200
Recycling of Solid Waste	929	1,350	1,375
Regulation of Freshwater Wetlands	---	300	300
Safe Drinking Water Fund	---	591	663
Science and Research	2,859	3,265	3,396
Shellfish Enforcement	183	170	170
Shore Protection Fund Projects	4,098	13,000	5,000
Shore Protection License Plates	542	650	650
Site Remediation Professional Licensing Board	653	653	648
Skylands Manor	398	265	265
Solid Waste Utility Regulation	---	1,900	1,900
State Public Water System Supervision Program	916	2,100	2,100
State Recycling Fund - County and Local Grants	16,023	24,300	32,850
State Revolving Fund - Administrative Costs	3,230	4,000	4,000
Stewardship Incentive Fund	---	3,500	3,500
Stormwater Construction Permit Fees	527	500	500
Stream Encroachment	---	300	300
Tidelands Peak Demands	---	3,912	4,197
Water Allocation	---	2,875	3,350
Water Pollution Control	---	2,400	3,800
Water/Wastewater Operators Licenses	---	140	140
Waterfront Development Shellfish Mitigation	2,009	145	200
Waterloo Road Amphibian Passage	---	600	600
Well Permits, Well Driller, Pump Installer Licenses	---	400	400
Wildlife Habitat Supporter Fund	26	100	50
Worker and Community Right to Know Act	---	474	517
Miscellaneous	2,050	1,545	1,169
Subtotal, Department of Environmental Protection	56,032	130,374	136,036
Department of Health:			
AIDS Drug Distribution Program Rebates	58,488	63,000	63,000
Administrative Overhead - Non State Program	998	1,500	1,500
Animal Population Control Program	155	250	250
Anti-Smoking Cigarette Tax Dedication	5,666	4,981	4,757
Brain Injury Research Fund	2,756	4,000	4,000
Certificate of Need Program	529	977	977
Charity Care	349,000	342,000	342,000
Child Care / School Certification Program	519	1,100	1,100
Civil Monetary Penalty - Nursing Home Penalty Revenue	444	---	---
Consumer Health Penalties	---	2,930	2,930
Early Care & Education Learning Collaborative	---	500	500
Early Intervention Program (EIP) Copays	---	11,800	11,800
Electronic Death Registration Support Fund	2,244	675	675
Emergency Medical Services	---	546	546
Emergency Medical Technician Training Fund	52	201	201
Federally Qualified Health Centers	19,193	32,000	32,000
Governor's Council for Medical Research and Treatment of Autism	2,757	3,814	3,814
Health Care Facility Regulation and Oversight	---	2,900	2,900
Health Care Planning	10,976	8,900	8,900
Interim Assistance	---	265	190
Laboratory Services	---	1,500	1,500
Medical Examiner Services	19,252	14,250	14,250
Mental Health Fees	580	550	550
New Jersey Breast Cancer Research Fund	185	185	185
New Jersey Health Information Technology Commission	1,000	1,000	1,000
New Jersey Turnpike Authority / Garden State Parkway Food Inspections	692	350	350

**SCHEDULE 2
DEDICATED REVENUES**
(thousands of dollars)

	-----Fiscal Year Ending June 30-----		
	2022	2023	2024
	Actual	Estimated	Estimated
Newborn Screening, Follow-up and Treatment	4,797	4,306	4,306
Personal Needs Allowance	---	450	450
Public Health Protection Services	---	890	890
Quality Improvement Program - New Jersey (QIP-NJ)	20,655	20,655	20,655
Rabies Control Program	370	475	475
Vital Statistics	---	230	230
Women, Infants, and Children (WIC) Rebates	28,186	40,000	40,000
Miscellaneous	3,590	7,040	7,040
Subtotal, Department of Health	533,084	574,220	573,921
Department of Human Services:			
Alcohol Education Rehabilitation and Enforcement Fund	934	1,800	1,800
Alcohol Treatment Fund Program	---	7,500	7,500
Catastrophic Illness in Children Relief Fund	5,387	10,161	10,865
Client Copayments - Developmental Disabilities	4,675	4,675	4,675
Commission for the Blind	---	195	195
Cop to Cop Program	351	400	400
County Facility Enhanced Payment	11,359	---	---
County Option	278,482	285,000	557,814
DHS Information Technology	24,280	20,000	20,000
Health Care Subsidy Fund - NJ FamilyCare	661,865	984,886	889,871
Hospital Mental Health Offset Payments	10,686	10,873	12,080
Internet Gaming Permits for Compulsive Gambling Programs	3,450	2,950	2,950
NJ FamilyCare Children	151,779	164,817	235,843
NJ FamilyCare Children - Individual Share	318	---	---
NJ FamilyCare Drug Manufacturer Rebates	800,000	800,000	800,000
Nursing Home Provider Assessment Fee	132,927	130,000	140,000
PAAD Drug Manufacturer Rebates	50,000	47,100	50,500
Personal Needs Allowance	---	150	150
Racing Commission Funds for Compulsive Gambling Treatment	200	200	200
SSA Reimbursement to Enhance Vocational Rehabilitation	1,263	800	800
Supplemental Nutrition Assistance Program - Child Nutrition	329	---	---
Traumatic Brain Injury	3,895	3,700	3,700
Work First New Jersey Child Care and Support Services	35,000	35,000	35,000
Work First New Jersey Emergency Utility Payments	---	4,758	4,758
Work First New Jersey Technology Investment - Child Support Incentives	15,527	15,456	15,456
Miscellaneous	503	3,051	2,996
Subtotal, Department of Human Services	2,193,210	2,533,472	2,797,553
Department of Labor and Workforce Development:			
Asbestos Notification Fees	---	500	500
Child Labor Enforcement	320	---	---
Council on Gender Parity	---	72	72
Enforcement of Workplace Standards - Receipts	---	21,959	13,775
General Administration, Agency Services, Test Development and Analytics	---	3,328	2,500
Merit Systems Board	---	57	50
NJ Community College Consortium for Workforce and Economic Development	8,500	---	---
New Jersey Builders' Utilization for Labor Diversity	5,423	3,494	3,494
Private Disability Insurance Plan	---	1,388	1,246
Public Works Contractor Registration	---	1,010	1,010
Special Compensation Fund	202,834	191,906	193,105
State Disability Benefits Fund - Joint Tax Functions	---	9,000	9,000
State Disability Benefits Fund - Reengineering Study	---	1,000	1,000
State Disability Insurance Plan	---	6,844	15,949
Unemployment Compensation Auxiliary Fund	---	550	550
Unemployment Compensation Auxiliary Fund - Collection Activities	12,273	16,000	30,000
Unemployment Compensation Auxiliary Fund - Disadvantaged Youth Employment	---	50	50
Unemployment Compensation Auxiliary Fund - EITC Notification	---	150	150
Uninsured Employer's Fund	2,584	3,017	3,017
Urban Enterprise Zone - Administrative Costs	---	30	30
Vocational Rehabilitation Services - Extended Employment	20,500	20,500	20,500
Vocational Rehabilitation Services - State Match	---	2,000	---
Workers' Compensation	---	10,533	12,947
Workforce Development Partnership Fund - Parolee Employment Placement Program	1,310	2,000	---
Workforce Development Partnership Fund - Work First New Jersey	21,793	21,500	21,500
Workforce Development Partnership Fund - Workforce Initiatives	15,724	22,500	27,500
Workforce Literacy and Basic Skills Program	---	276	276

SCHEDULE 2
DEDICATED REVENUES
(thousands of dollars)

	-----Fiscal Year Ending June 30-----		
	2022 Actual	2023 Estimated	2024 Estimated
Miscellaneous	4	---	---
Subtotal, Department of Labor and Workforce Development	291,265	339,664	358,221
Department of Law and Public Safety:			
Annie E. Casey Foundation	---	200	200
Atlantic County Detention Center	2,947	2,887	2,887
Backstretch Benevolence	200	168	168
Body Armor Replacement Fund - Administrative Costs	---	75	75
Charity Racing Day for the Developmentally Disabled	15	25	25
Consumer Affairs	659	---	---
Consumer Affairs Charitable Registration Program	---	2,252	2,252
Consumer Affairs Legalized Games of Chance	---	845	845
Consumer Affairs Weights and Measures Program	---	1,000	1,000
Controlled Dangerous Substance Registration Program	---	1,000	1,000
Credit Suisse Settlement - Restitution	---	321,363	---
Criminal Disposition and Revenue Collection Fund	---	150	111
Criminal Justice Training Academy	244	140	140
Cybersecurity and Data Protection	3,190	3,066	3,066
Delaware River Joint Toll Bridge Commission	3,725	2,400	2,400
Division of Consumer Affairs - Appropriated Receipts	---	31,011	9,221
Drunk Driving Enforcement Fund - MVC Reimbursement	64	39	39
Election Law Enforcement	---	77	75
Evidentiary Disposition	567	---	---
False Claims Prosecution Fund	251	---	---
Fantasy Sports	114	300	115
Forfeiture Program	1,750	2,000	2,000
Insurance Fraud Operations	12,896	12,896	12,896
Investigative Unit	692	690	690
Juvenile Justice Commission HVACR Career Education Program	498	750	750
Law Enforcement Officers Training and Equipment Fund	236	400	400
McKinsey Settlement	686	---	---
Noncriminal Records Checks	---	13,804	17,000
Pari-Mutuel Racing in Accordance with N.J.S.A. 5:5-37	232	200	200
Police Training Commission	---	---	895
Pre-Race Blood Testing and Chemical Testing Program	991	1,345	1,345
Private Employment Agencies	---	574	574
Racing Commission Finger Print Fees	170	---	---
Racing Commission's Award Program	1,930	1,800	1,800
Racing Officials	996	950	950
Regulation of Alcoholic Beverages	11,697	9,862	9,862
Regulation of Racing Activities	2,872	2,475	2,475
Retired Officers Handgun Permits	---	555	546
Safe and Secure Neighborhoods Program	2,487	3,000	3,000
Securing the Cities	524	---	---
Securities Enforcement Fund	---	114,725	14,725
Security Officer Registration Account	2,661	2,609	2,609
Sexual Assault Nurse Examiner Program	22	30	30
South Jersey Transportation Authority	11,552	13,522	14,988
State Athletic Control	234	300	300
State Facilities Education Act (SFEA)	8,521	8,646	8,646
State Forensic Laboratory Fund Program	223	500	500
State Police DNA Laboratory Enhancement	8,183	8,020	8,020
State Veterinarians New Jersey Racing Commission	1,271	1,200	1,200
Turnpike Authority (Includes Garden State Parkway)	93,039	112,709	120,480
Victim and Witness Advocacy Fund	---	325	325
Victims of Crime Compensation	369	1,620	4,470
Miscellaneous	4,357	4,094	4,154
Subtotal, Department of Law and Public Safety	181,065	686,599	259,449
Department of Military and Veterans' Affairs:			
Administration and Support Services	---	225	225
Burial Services	---	1,200	1,300
Energy Program Receipts	529	750	500
New Jersey National Guard Support Services	---	1,625	1,625
Veterans' Haven	---	1,175	1,175
Veterans' Haven North	---	875	875
Vineland Energy Receipts	329	---	---

**SCHEDULE 2
DEDICATED REVENUES**
(thousands of dollars)

	-----Fiscal Year Ending June 30-----		
	2022	2023	2024
	Actual	Estimated	Estimated
Miscellaneous	487	1,321	1,321
Subtotal, Department of Military and Veterans' Affairs	<u>1,345</u>	<u>7,171</u>	<u>7,021</u>
Department of State:			
Construction Apprenticeship Program (SDA)	79	275	275
Law Enforcement Officers Memorial Fund	605	520	500
NJBEST Administration & Scholarships	3,300	4,252	4,198
New Jersey Brewery, Cidery, Meadery, and Distillery Industry Promotion Account	---	150	150
New Jersey College Loans to Assist State Students (NJCLASS)	23,814	30,193	34,428
Primary Care Practitioners Loan Redemption Program	---	450	150
State Internship Program	1,458	2,000	2,000
Veterans Memorial Arts Center	364	443	425
Miscellaneous	126	212	217
Subtotal, Department of State	<u>29,746</u>	<u>38,495</u>	<u>42,343</u>
Department of Transportation:			
Applications and Highway Permits	---	720	720
Casualty Losses	---	1,250	1,250
Clean Energy Fund - NJ Transit Utility Costs	82,089	82,089	70,089
Commercial Vehicle Enforcement Program	27,366	29,393	29,687
Cost of "Cause" Plates	514	---	---
County and Other Shared Projects	14,927	---	---
Failure to Keep Right Surcharge	431	700	700
Highway Safety Fund	522	1,000	1,000
In-Terminal School Bus Inspection Program	1,215	1,250	1,262
Logo Sign Program	---	260	260
Motor Vehicle Services	400,962	373,441	388,075
Motorbus Regulation	620	1,292	1,023
Motorcycle Safety Education Fund	607	163	318
NJ Board of Pilot Commissioners	313	350	350
NJ Medical Service Helicopter Response Act	31,160	30,500	30,500
NJ Turnpike Authority - Gateway Development Commission Operations	---	10,000	20,000
NJ Turnpike Authority - NJ Transit Operations	323,143	721,000	440,000
NJ Turnpike Authority - Support for Portal North Bridge	---	25,000	25,000
Omnibus Safety Enforcement Fund	8	12	12
Outdoor Advertising	---	860	860
Placarded Railcar Program	---	157	157
Port Authority of New York and New Jersey	4,031	---	---
Rental Receipts - Tenant Relocation Program	---	400	400
Safety Service Patrol Sponsorship	750	---	---
Security Responsibility	19,259	20,233	20,500
Texting While Driving Campaign	51	100	100
Transportation Trust Fund - Subaccount for Capital Reserves	756,271	550,797	498,114
Wireless Communication	3,774	2,900	2,900
Miscellaneous	95	---	---
Subtotal, Department of Transportation	<u>1,668,108</u>	<u>1,853,867</u>	<u>1,533,277</u>
Department of the Treasury:			
Administration of State Lottery	14,536	15,201	16,641
Admission Surcharge at Places of Amusement	221	300	300
Annual Licensing Fee - Office of Administrative Law Publications	883	1,048	1,134
Cannabis Regulatory Commission	3,070	17,298	17,298
Casino Hotel Occupancy Assessment	1,876	---	---
Cigarette Tax Securitization	83,292	---	---
Civil Legal Services for the Poor - 21st Century Justice Improvement Fund	7,283	7,500	7,700
Clean Energy Program	3,264	5,585	5,585
Division of Developmental Disabilities Community Placement and Services	30,376	31,181	31,181
Division of Purchase and Property E-Procurement Receipts	5,168	5,000	5,000
Domestic Security	23,918	24,408	24,408
Drug Abuse Education Fund	90	100	100
Freehold Raceway	369	---	---
Governor's Council on Alcoholism and Drug Abuse	4,576	5,400	---
Judicial Hearings Receipts	6,101	5,100	5,100
Leasing of Space on NJPBA Transmitter Towers	3,640	3,096	3,096
Management of DEP Properties	---	260	260
Management of State Investments	15,452	20,900	26,265
Meadowlands Regional Assessment	6,587	9,000	9,000

**SCHEDULE 2
DEDICATED REVENUES**
(thousands of dollars)

	-----Fiscal Year Ending June 30-----		
	2022 Actual	2023 Estimated	2024 Estimated
Monmouth Park	373	---	---
NJBPU Basic Generation Service Project	206	---	---
NJPBA TV Food Network/Time Warner Capital Project	200	200	200
Office of Information Technology Indirect Cost Recoveries	5,262	4,000	4,000
Office of Management and Budget	14,809	12,740	12,740
Offshore Wind - Research and Monitoring Initiative	16,158	---	---
Other Capital Building Services	241	---	---
Pensions and Benefits	56,650	74,657	91,605
Police and Firemen's Retirement System Board of Trustees	22,224	22,968	28,069
Prequalification Fees	---	100	100
Procurement Card Rebates	---	250	250
Property Management and Construction - Property Management Services	99	80	80
Public Broadcasting Services	1,292	1,385	1,385
Public Finance Activities	---	1,535	1,535
Rate Counsel - Insurance	51	50	50
Real Property Leasing Out Program	---	1,000	1,000
Records Management	641	2,000	2,000
Royalties - Office of Administrative Law Publications	262	---	---
State Based Exchange	51,022	60,837	60,837
Taxation Compliance and Enforcement Activities	15,626	12,000	12,000
The Meadowlands	5,449	---	---
Third Party Subrogation - Property Damage	---	760	760
Treasury Technology Services	6,330	5,800	5,800
Unclaimed Property Trust Fund Administration	8,066	8,998	8,998
Urban Enterprise Zone (UEZ) Authority Administrative Expenses	15	13	13
Miscellaneous	1,213	150	150
Subtotal, Department of the Treasury	416,891	360,900	384,640
Interdepartmental Accounts:			
NJSEA Grandstand Demolition	19,085	---	---
Petroleum Overcharge Reimbursement Fund	23	25	45
Utilities and Other Services	358	358	358
Subtotal, Interdepartmental Accounts	19,466	383	403
The Judiciary:			
Automated Traffic System for Municipal Courts	19,293	20,000	21,600
Civil Arbitration Program	---	1,600	1,600
Civil Courts	432	535	550
Comprehensive Enforcement Program	1,204	1,400	1,300
Court Adult Probation System	207	225	225
Court Technology Improvement Fund	9,299	9,800	10,000
E-Court Information System - 21st Century Justice Improvement Fund	7,210	7,500	8,000
Electronic Access to Court Records	15,863	10,000	10,000
Electronic Payment Service Fees	512	1,000	1,000
Family Courts	248	400	400
Foreclosure Mediation Program	1,033	1,100	1,100
Intensive Supervision Program	---	250	322
Special Civil Part Certified Mailers	1,272	1,500	1,400
Supreme Court	18,321	20,055	21,025
Miscellaneous	689	10	10
Subtotal, The Judiciary	75,583	75,375	78,532
Total Dedicated Revenues	5,745,058	6,890,467	6,463,432

**SCHEDULE 2
FEDERAL REVENUES**
(thousands of dollars)

	-----Fiscal Year Ending June 30-----		
	2022	2023	2024
	Actual	Estimated	Estimated
Federal:			
Department of Agriculture:			
COVID-19 - Child and Adult Care Food Program Emergency Operational Costs Grant	9,335	---	---
COVID-19 - Emergency Food Assistance Build Back Better Administration - CARES Act	1,296	---	---
COVID-19 - Lunch/Breakfast Emergency Operational Costs Grant	30,784	---	---
COVID-19 - Pandemic Electronic Benefit Transfer Administrative Costs Grant	1,663	---	---
COVID-19 - Supply Chain Assistance Award	24,918	---	---
COVID-19 - The Emergency Food Assistance Program (TEFAP) - Reach & Resiliency Grant - ARP Act	---	---	1,150
COVID-19 - The Emergency Food Assistance Program (TEFAP) Administrative Costs	1,391	2,500	---
Child Care	77,414	170,801	172,840
Child Nutrition - School Breakfast	208,677	234,000	250,000
Child Nutrition - School Lunch	663,641	624,000	650,000
Child Nutrition - Special Milk	93	2,025	2,025
Child Nutrition - Summer Programs	86,307	203,602	84,102
Child Nutrition Administration	6,675	16,773	18,265
Child Nutrition Technology Grant	104	2,000	2,000
Farm Risk Management Education Program	---	282	282
Farm to School State Formula Grant	---	---	1,500
Food Stamp - The Emergency Food Assistance Program (TEFAP)	2,618	5,124	5,215
Fresh Fruit and Vegetable Program	5,459	6,776	6,797
Indemnities - Avian Influenza	570	615	615
National Animal Health Laboratory Network (NAHLN) Infrastructure II	1	300	300
National School Lunch Program-Equipment Assistance for School Food Authorities	543	1,000	1,500
New Jersey Animal Food Testing Program	232	670	670
Produce Safety Rule Implementation	591	680	680
Specialty Crop Block Grant Program	184	2,604	2,604
Spotted Lanternfly Federal Outreach	---	1,000	1,008
Trade Mitigation Program Administration	---	185	---
Wastewater Surveillance	103	220	220
Various Federal Programs and Accruals	-19,473	21,122	24,749
Subtotal, Department of Agriculture	1,103,126	1,296,279	1,226,522
Department of Children and Families:			
COVID-19 American Rescue Plan-Family Violence Prevention and Services Act	1,502	---	---
COVID-19 Chafee Education and Training Voucher	518	---	---
COVID-19 Chafee Independent Living	3,522	---	---
Restricted Federal Grants	24,626	49,326	30,826
Social Services Block Grant	46,338	44,886	44,886
Title IV-B Child Welfare Services	11,956	11,530	11,530
Title IV-E Foster Care	181,018	188,255	191,915
Various Federal Programs and Accruals	-1,419	---	---
Subtotal, Department of Children and Families	268,061	293,997	279,157
Department of Community Affairs:			
American Rescue Plan - Emergency Housing Vouchers	7,411	---	---
American Rescue Plan - State and Local Fiscal Recovery Fund (SLFRF)	745,059	---	---
COVID-19 American Rescue Plan - Emergency Rental Assistance	260,097	---	---
COVID-19 American Rescue Plan - Homeowner Assistance Fund	325,966	---	---
COVID-19 Coronavirus Aid Relief and Economic Security Act Low-Income Home Energy Assistance Program	27,466	---	---
COVID-19 Emergency Rental Assistance Program	324,495	---	---
Community Development Block Grant - Super Storm Sandy	99,690	---	---
Community Development Block Grant - Tropical Storm Ida	---	230,000	---
Community Services Block Grant	27,647	20,500	20,500
Continuum of Care Program	147	4,000	4,000
Coronavirus State and Local Fiscal Recovery Fund - Allocation for Non-Entitlement Units	289,060	---	---
Emergency Solutions Grants Program	14,219	4,000	4,500
Family Self Sufficiency Program Coordinator	42	350	350
Lead-Based Paint Hazard Control	---	4,800	4,800
Low Income Home Energy Assistance Program	175,687	140,000	140,000
Mainstream 5	1,222	1,000	2,500
Moderate Rehabilitation Housing Assistance	4,539	9,500	9,500
National Affordable Housing - HOME Investment Partnerships	1,808	6,000	6,500
National Housing Trust Fund	3,661	8,500	30,000

**SCHEDULE 2
FEDERAL REVENUES**
(thousands of dollars)

	-----Fiscal Year Ending June 30-----		
	2022 Actual	2023 Estimated	2024 Estimated
Section 8 Housing Voucher Program	289,698	285,000	31,500
Small Cities Block Grant Program	4,806	8,023	8,023
Weatherization Assistance Program	4,020	94,212	7,750
Various Federal Programs and Accruals	-185,409	---	---
Subtotal, Department of Community Affairs	<u>2,421,331</u>	<u>815,885</u>	<u>269,923</u>
Department of Corrections:			
Anti-Heroin Task Force	---	3,000	3,000
Defense Tactical Training	---	750	750
Diversity Training	---	250	250
Health, Safety and Wellness	---	3,000	3,000
Inmate Vocational Certifications	---	350	350
Law Enforcement Mental Health Grant	---	---	175
Offender Reentry	---	600	600
Promising Reentry	---	750	750
Special Investigations Division - Intelligence Technology	---	450	450
Special Operations Tactical Equipment	---	200	200
State Criminal Alien Assistance Program	---	5,500	6,500
Technology Enhancements	---	500	500
Various Federal Programs and Accruals	3,743	2,742	2,742
Subtotal, Department of Corrections	<u>3,743</u>	<u>18,092</u>	<u>19,267</u>
Department of Education:			
21st Century Schools	27,642	27,774	29,841
AIDS Prevention Education	66	120	120
Bilingual and Compensatory Education - Homeless Children and Youth	2,359	2,550	2,575
Career and Technical Education Teacher Pathway	231	---	---
Elementary and Secondary School Emergency Relief Fund (ESSER) I - CARES Act ..	71,411	---	---
Elementary and Secondary School Emergency Relief Fund (ESSER) II - CRRSA Act ..	498,551	---	---
Elementary and Secondary School Emergency Relief Fund (ESSER) III - ARP Act ...	151,280	---	---
Every Student Succeeds Act - Consolidated Administration	4,781	5,879	10,667
Head Start Collaboration	149	275	275
Individuals with Disabilities Education Act Basic State Grant	375,034	434,000	495,000
Individuals with Disabilities Education Act Preschool Grants	10,875	14,920	14,900
Language Acquisition Discretionary Administration	18,371	23,976	26,813
Migrant Education - Administration/Discretionary	1,020	2,515	1,782
School Based Mental Health Grant Program	---	1,185	4,755
State Assessments	5,718	8,540	8,550
Stronger Connections Grant Program	---	---	20,906
Student Support & Academic Enrichment State Grants	26,771	25,216	28,364
Supporting Effective Instruction State Grants	42,009	44,927	44,427
Title I - Grants to Local Educational Agencies	362,306	390,526	851,400
Title I - Part D, Neglected and Delinquent	2,710	1,654	1,535
Vocational Education - Basic Grants - Administration	25,498	27,190	27,200
Various Federal Programs and Accruals	35,547	2,211	2,002
Subtotal, Department of Education	<u>1,662,329</u>	<u>1,013,458</u>	<u>1,571,112</u>
Department of Environmental Protection:			
Air Pollution Maintenance Program	5,965	10,460	10,460
Artificial Reef Program - PSE&G/NJPDES Permit Fees	327	985	985
Atlantic Brant Migration Ecology Study	28	480	480
Atlantic Coastal Fisheries	512	2,150	2,150
Beach Monitoring and Notification	68	700	700
BioWatch Monitoring	451	700	1,000
Boat Access (Fish and Wildlife)	---	1,000	1,000
Bobcat Hair Snare Study	---	480	480
Body-Worn Cameras	---	250	---
Bog Turtle Project	---	150	150
Brownfields	623	3,000	4,000
Clean Diesel Retrofit	60	500	600
Clean Vessels	19	1,000	1,000
Clean Water State Revolving Fund	---	327,825	145,000
Climate and Flood Resilience - Rebuild By Design - Meadowlands	---	50,000	50,000
Coastal Zone Management - Special Merit	49	500	---
Coastal Zone Management Implementation	2,347	4,465	4,905
Community Assistance Program	274	700	700
Community Wildfire Defense Grant (CWDG)	---	5,000	5,000

**SCHEDULE 2
FEDERAL REVENUES**
(thousands of dollars)

	-----Fiscal Year Ending June 30-----		
	2022	2023	2024
	Actual	Estimated	Estimated
Connecting Habitat Across New Jersey (CHANJ) Assessments	21	200	200
Consolidated Forest Management	---	1,100	1,100
Cooperative Technical Partnership	334	3,000	3,000
DOT Reconstruct Ferry Slips Liberty State Park	---	6,000	6,000
Development Compensatory Mitigation Technical Manual and NJ Floristic Quality	104	187	187
Drinking Water State Revolving Fund	2,098	309,600	137,200
Endangered Species	56	355	355
Endangered and Nongame Species Program State Wildlife Grants	165	1,070	1,070
FEMA Port Security Grant Liberty State Park	---	1,100	---
Fish and Wildlife Action Plan	36	135	135
Fish and Wildlife Health	326	380	380
Forest Legacy	---	4,245	4,245
Forest Resource Management - Cooperative Forest Fire Control	116	1,600	1,600
Hazardous Waste - Resource Conservation Recovery Act	2,466	4,768	4,880
High Hazard Dams Grants/Loans	---	600	1,000
Historic Preservation Survey and Planning	1,222	3,000	3,000
Hunters' and Anglers' License Fund	10,410	22,535	45,239
Land and Water Conservation Fund	3,930	12,500	12,500
Landscape Restoration	99	320	320
Marine Fisheries Coronavirus Aid, Relief, Economic Security (CARES) Act Funds	3,498	9,439	---
Marine Fisheries Investigation and Management	804	6,574	6,574
Multimedia	475	700	604
NJ - FRAMES - Monmouth County	---	500	---
NJ - GIS Conservation Tools and Technical Guidance	558	3,500	3,500
NJ Outdoor Heritage Program	---	1,400	1,400
National Coastal Wetlands Conservation	674	3,500	3,500
National Dam Safety Program (FEMA)	88	120	550
National Electric Vehicle Infrastructure	---	37,700	37,700
National Estuary Program - Coastal Watershed Grant Program	---	220	220
National Fish and Wildlife Foundation Delaware River Program	---	200	200
National Geologic Mapping Program	89	300	309
National Infrastructure Investments (RAISE)	---	7,000	7,000
National Oceanic and Atmospheric Administration (NOAA)	---	15,150	15,500
National Recreational Trails	1,279	1,900	1,900
New Jersey Atlantic and Shortnose Sturgeon	13	365	365
New Jersey's Landscape Project	527	990	990
Nonpoint Source Implementation (319H)	2,831	3,864	4,264
Particulate Monitoring Grant	618	1,000	1,000
Pesticide Technology	511	500	500
Preliminary Assessments/Site Inspections	618	1,000	1,300
Radon Program	338	500	500
Readiness & Environmental Protection Integration Infrastructure Resilience & Natural Resource Enhancement	130	10,000	10,000
Recovery Land Acquisition	---	2,500	2,500
Remedial Planning Support Agency Assistance	405	1,000	1,000
Species of Greater Conservation Need - Mammal Research and Management	301	340	340
Statewide Habitat Restoration and Enhancement	---	700	700
Superfund Grants	2	5,030	5,030
Underground Storage Tank Program Standard Compliance Inspections	526	1,150	3,500
Underground Storage Tanks	1,532	6,000	15,000
Water Infrastructure Improvements for the Nation	---	27,004	27,004
Water Monitoring and Planning	1,019	1,000	1,000
Water Pollution Control Program	3,579	4,787	4,787
Wildfire Risk Reduction	194	390	390
Wildlife Management Area Conservation Program	35	2,000	2,000
Wildlife and Sport Fish Restoration Outreach	446	390	390
Wildlife and Sport Fish Restoration Partnership Exhibit Development	---	600	600
Various Federal Programs and Accruals	1,185	4,017	3,386
Subtotal, Department of Environmental Protection	54,381	946,370	616,524
Department of Health:			
Abstinence Education - Family Health Services (FHS)	1,402	1,900	1,900
American Rescue Plan Act - For Home Visiting	517	---	---
Behavioral Risk Factor Surveillance Survey	434	1,390	1,390
Bioterrorism Hospital Emergency Preparedness	7,931	14,786	14,786
Birth Defects Surveillance Program	195	508	508
Breast and Cervical Cancer Early Detection Program	2,909	3,435	3,435

**SCHEDULE 2
FEDERAL REVENUES**
(thousands of dollars)

	-----Fiscal Year Ending June 30-----		
	2022 Actual	2023 Estimated	2024 Estimated
Breastfeeding Peer Counseling	629	2,750	2,750
COVID-19 ARP Individuals with Disabilities Education Act	1,054	---	---
COVID-19 ELC American Rescue Plan	52,672	---	---
COVID-19 ELC Enhanced Detection	---	---	3,783
COVID-19 ELC Enhanced Detection Expansion	23,730	---	1,080
COVID-19 ELC New AMD Technologies	---	---	103
COVID-19 Enhancing Laboratory Capacity	4,500	---	2,380
COVID-19 Hospital Preparedness and Response	1,090	---	28
COVID-19 Immunization & Vaccines	25,175	---	1,798
COVID-19 Immunization Supplemental - Communication	7,661	---	---
COVID-19 Public Health Disparities Among Population Health	3,477	---	---
COVID-19 Public Health Workforce	2,124	---	485
COVID-19 Strengthening STD Prevention	1,476	5,277	5,277
Chronic Disease Prevention and Health Promotion	1,095	3,509	3,509
Clinical Laboratory Improvement Amendments Program	624	775	775
Comprehensive AIDS Resources Grant	37,590	46,311	46,311
Conformance with the Manufactured Food Regulatory Program Standards	342	340	340
Early Hearing Detection and Intervention (EHDI) Tracking, Research	140	250	250
Early Intervention for Infants and Toddlers with Disabilities (Part C)	9,568	13,000	13,000
Electronic Patient Care	---	350	350
Emergency Medical Services for Children (EMSC) Partnership Grants	113	200	200
Emergency Preparedness for Bioterrorism	15,090	29,581	29,581
Epidemiology and Laboratory Capacity - Affordable Care Act	2,476	10,810	10,810
Federal Lead Abatement Program	340	564	564
Food Inspection	418	889	889
HIV/AIDS Prevention and Education Grant	13,720	17,600	17,600
HIV/AIDS Surveillance Grant	---	3,318	3,318
Housing Opportunities for Incarcerated Persons with AIDS	345	1,958	1,958
Housing Opportunities for Persons with AIDS	1,745	2,100	2,100
Immunization Project	3,075	9,909	9,909
Improving Mental Health for Older African Americans	---	240	240
Lab Biomonitoring Program - Impact of Biohazards on New Jersey Citizens	1,041	1,000	1,000
Maternal and Child Health Block Grant	13,093	13,000	13,000
Maternal, Infant and Early Childhood Home Visiting Program	10,370	11,221	11,221
Medicare/Medicaid Inspections of Nursing Facilities	13,174	14,462	14,462
Morbidity and Risk Behavior Surveillance	845	1,071	1,071
National Cancer Prevention and Control	681	3,071	3,071
National HIV/AIDS Behavioral Surveillance	474	612	612
National Program of Cancer Registries	929	1,400	1,400
New Jersey Childhood Lead	607	672	672
New Jersey Food Testing Program - Food Safety and Defense	1,105	945	945
New Jersey Personal Responsibility Education Program	1,376	1,778	1,778
New Jersey Plan for Private Well Programs	97	200	250
New Jersey State Maternal Health Innovation Program	2,077	2,800	2,800
Nurse Aide Certification Program	---	1,000	1,000
Oral Health Grant	538	617	617
Overdose Data - Action	7,437	7,486	7,486
Partnership Ending HIV in Essex & Hudson	1,858	4,075	4,075
Pediatric AIDS Health Care Demonstration Project	2,084	2,550	2,550
Pediatric Mental Health Care	223	522	522
Pregnancy Risk Assessment Monitoring System	24	750	750
Preventative Health and Health Services Block Grant	2,670	9,208	9,208
Prevention & Public Health Fund - Immunization and Vaccines for Children	4,633	9,600	9,600
Prevention and Management of Diabetes, Heart Disease and Stroke	2,047	2,500	2,500
Public Health Crisis Response	---	25,401	25,401
Public Health Crisis Response to COVID-19	3,270	6,455	6,455
Public Health Emergency Response: COVID-19 Cooperative Agreement	134,301	---	2,937
Public Health Laboratory Biomonitoring Planning	---	2,156	2,156
Rape Prevention and Education Program	1,027	2,215	2,215
Ryan White Part B - Emergency Relief	---	1,300	1,300
Ryan White Part B - Supplemental	1,397	1,600	1,600
Senior Farmers' Market Nutrition Program	839	2,500	2,500
Supplemental Food Program - Women, Infants, and Children (WIC)	132,386	172,807	172,807
Tobacco Age of Sale Enforcement (TASE)	1,513	2,357	2,357
Tuberculosis Control Program	2,217	2,852	2,852
Venereal Disease Project	2,074	3,882	3,882
Viral Hepatitis Surveillance	426	450	450
Vital Statistics Component	1,297	1,498	1,498

**SCHEDULE 2
FEDERAL REVENUES**
(thousands of dollars)

	-----Fiscal Year Ending June 30-----		
	2022	2023	2024
	Actual	Estimated	Estimated
West Nile Virus - Public Health	---	1,942	1,942
Wisewoman Breast and Cervical Cancer Early Detection	345	600	600
Women, Infants, and Children (WIC) - ARP Cash Voucher Benefits	5,448	---	---
Women, Infants, and Children (WIC) Farmers' Market Nutrition Program	373	3,550	3,550
Various Federal Programs and Accruals	35,188	14,305	16,323
Subtotal, Department of Health	613,141	508,160	522,822
Department of Human Services:			
Block Grant Mental Health Services	10,964	19,363	19,363
COVID-19 ARP - Child Care Discretionary	41,640	---	---
COVID-19 ARP - Section 9817 Home and Community-Based Services (HCBS)	42,561	---	---
COVID-19 ARP Child Care Stabilization	165,760	---	---
COVID-19 CARES Act Stimulus Funding	158,138	---	---
COVID-19 New Jersey Hope and Healing	6,424	---	---
COVID-19 Provider Relief Fund Phase 3	13,146	---	---
COVID-19 SNAP - Administrative Expenses	6,169	---	---
COVID-19 SNAP Pandemic Electronic Benefit Transfer Administration	9,842	---	---
COVID-19 Substance Abuse Block Grant Emergency Fund	5,015	---	---
COVID-19 Title III	3,409	---	---
COVID-19 Title XIX Managed Care	875,746	---	---
Child Care Block Grant	181,033	245,760	245,760
Child Support Enforcement Program	156,049	183,084	183,083
Connecting Kids to Coverage Outreach	262	375	375
Developmental Disabilities Council	1,200	1,673	1,677
Electronic Health Records Provider Incentive Payments	1,439	---	---
Health Information Technology (HIT)	16,697	16,415	16,415
Medication Assisted Drug and Opioid Treatment Program	---	950	950
National Family Caregiver Program	2,330	5,200	5,200
National Suicide Prevention Grant	---	5,000	5,000
New Jersey Mental Health Awareness Training	102	125	125
New Jersey Money Follows the Person	14,534	13,040	13,139
New Jersey State Opioid Response	42,093	66,757	66,757
Older Americans Act - Title III	11,513	34,134	34,134
Program Integration of Primary and Behavioral Health Care	2,628	2,000	2,000
Projects for Assistance in Transition from Homelessness (PATH)	62	2,138	2,138
Refugee Resettlement Program	2,127	1,600	1,600
Social Services Administration	---	41,310	41,310
Strategic Prevention Framework	2,446	2,260	2,260
Substance Abuse Block Grant	40,582	49,415	49,541
Supplemental Nutrition Assistance Program	164,578	239,720	239,720
Supplemental Nutrition Assistance Program - Education	8,721	10,000	10,000
Supplemental Nutrition Assistance Program - Fraud Grant	191	1,000	1,000
Supplemental Nutrition Assistance Program Research and Training Grant	75	3,000	3,000
Temporary Assistance for Needy Families Block Grant	397,908	454,442	487,857
Title XIX Child Residential	107,087	130,480	130,480
Title XIX Community Care Program	1,027,617	1,047,671	1,131,537
Title XIX ICF/IDD	231,937	246,355	253,017
Title XIX Medical Assistance	10,992,696	12,130,669	12,560,330
Title XXI Children's Health Insurance Program	544,367	538,223	608,063
Traumatic Brain Injury State Partnership Program	43	260	260
United States Department of Agriculture Older Americans	1,666	4,350	4,350
Vocational Rehabilitation Act, Section 120	14,135	13,933	13,933
Various Federal Programs and Accruals	-248,830	6,531	6,531
Subtotal, Department of Human Services	15,056,102	15,517,233	16,140,905
Department of Labor and Workforce Development:			
Assistive Technology	546	650	650
COVID-19 Recovery - National Emergency Grant	2,952	---	---
Current Employment Statistics	1,595	2,417	2,417
Disability Determination Services	67,553	77,106	77,106
Disabled Veterans' Outreach Program	2,316	3,392	3,562
Employment Services	3,786	26,911	26,911
Employment Services Grants - Alien Labor Certification	692	916	916
Federal Pandemic Unemployment Compensation Implementation	525	---	---
Independent Living	489	600	600
Industry Partnerships	---	3,000	3,000
Jersey Job Clubs	---	2,200	2,200

**SCHEDULE 2
FEDERAL REVENUES**
(thousands of dollars)

	-----Fiscal Year Ending June 30-----		
	2022 Actual	2023 Estimated	2024 Estimated
Local Veterans' Employment Representatives	898	1,633	1,633
National Council on Aging - Senior Community Services Employment Project	2,174	4,048	4,048
Occupational Safety Health Act - On-Site Consultation	2,344	2,703	2,703
One Stop Labor Market Information	1,191	1,020	1,020
Pandemic Emergency Unemployment Compensation Implementation	22,000	---	---
Pandemic Unemployment Assistance Implementation	43,500	---	---
Preschool Development	---	200	200
Public Employees Occupational Safety and Health Act	2,440	3,998	3,998
Redesigned Occupational Safety and Health	404	250	400
Reemployment Eligibility Assessments - State Administration	4,460	4,600	9,135
Rehabilitation of Supplemental Security Income Beneficiaries	---	5,000	5,000
Supported Employment	69	975	975
Trade Adjustment Assistance Project	1,061	8,313	8,313
Unemployment Insurance	175,853	204,257	203,637
Vocational Rehabilitation Act of 1973	31,264	55,045	55,045
Work Opportunity Tax Credit	527	762	762
Workforce Data Quality Initiative	591	---	---
Workforce Innovation and Opportunity Act Opioid - National Emergency Grant	538	---	---
Workforce Innovation and Opportunity Act Supplemental Research and Evaluation	---	---	500
Workforce Investment Act	73,758	117,392	117,842
Workforce Investment Act - Adult and Continuing Education	2,034	19,333	19,333
Various Federal Programs and Accruals	-26,218	1,803	1,803
Subtotal, Department of Labor and Workforce Development	419,342	548,524	553,709
Department of Law and Public Safety:			
Advancing the Use of Technology to Assist Victims of Crime	---	750	750
Anti-Methamphetamine	119	2,000	2,000
Body Cameras	996	2,000	2,000
CARES Act - Fair Housing Assistance Program	112	---	---
Community Oriented Policing (COPS)	1,703	10,895	10,895
Community Policing Development	34	500	500
Comprehensive Opioid, Stimulant, and Substance Abuse Program	---	---	6,000
Connect and Protect: Law Enforcement Behavioral Health Response	---	550	550
Crime Gun Intelligence Center	---	450	450
Disaster Assistance - COVID-19 Pandemic	739,367	---	---
Disaster Assistance - Other	13,276	---	---
Disaster Assistance - Super Storm Sandy	212,400	---	---
Emergency Management Performance Grant - Non Terrorism	8,245	9,000	9,000
Enhancement of Data Analysis Center	---	225	225
Equal Employment Opportunity Commission	523	300	300
Fatality Analysis Reporting System (FARS)	252	350	350
Federal Nonprofit Security Grant Program - State	854	2,391	2,391
Flood Mitigation Assistance	5,331	28,000	28,000
Forensic DNA Laboratory	355	2,300	2,300
Hazardous Materials Transportation	334	1,350	1,350
High Priority Commercial Motor Vehicles Grant	---	500	500
Highway Traffic Safety	13,577	43,045	42,370
Homeland Security Grant Program	6,639	7,692	7,692
Incident Command	1,646	---	---
Intellectual Property	181	450	450
Internet Crimes Against Children	612	1,900	1,900
Justice Assistance Grant (JAG)	7,401	4,000	5,000
Juvenile Justice Delinquency Prevention	1,202	1,013	1,013
Kevin & Avonte Program	13	250	250
Matthew Shepard and James Byrd Jr. Hate Crimes Program	---	400	300
Medicaid Fraud Unit	4,051	6,823	9,000
National Crime Statistics Exchange	774	---	---
National Criminal History Program - Office of the Attorney General	---	667	667
Non-Motorized Safety	619	2,200	2,200
Opioids	176	10,346	10,346
Paul Coverdell National Forensic Science Improvement (Competitive)	---	800	800
Paul Coverdell National Forensic Science Improvement (Formula)	590	600	600
Port Security	170	3,000	3,000
Postconviction Testing of DNA Evidence	---	500	500
Pre-Disaster Mitigation Grant (Competitive)	4,649	---	---
Prescription Drug Monitoring Program	72	2,000	2,000
Preventing & Addressing Hate	---	---	750

**SCHEDULE 2
FEDERAL REVENUES**
(thousands of dollars)

	-----Fiscal Year Ending June 30-----		
	2022	2023	2024
	Actual	Estimated	Estimated
Preventing Wrongful Convictions	115	250	250
Prison Rape Elimination Act Reallocation Funds Program	---	---	125
Prosecuting Cold Cases Using DNA	---	500	500
Recreational Boating Safety	8,355	4,300	4,300
Regional Catastrophic Preparedness Grant	62	---	---
Residential Treatment for Substance Abuse	114	454	500
STOP School Violence Prevention Program	301	550	550
Sex Offender Registration and Notification Act (SORNA)	166	725	725
Sexual Assault Kit Initiative	217	915	915
State Crisis Intervention Program	---	---	5,400
State Justice Statistics Program for Statistical Analysis Centers	---	---	225
State and Local Cybersecurity Grant Program	---	10,204	17,007
Targeted Violence and Terrorism Prevention	---	750	750
Training for Juvenile Prosecution	5	225	225
UASI Nonprofit Security Grant Program (NSGP)	6,707	7,202	7,202
Urban Area Security Initiative (UASI)	15,944	19,050	19,050
Urban Search and Rescue	987	13,500	13,500
Victim Assistance Grants	90,381	37,070	53,750
Victim Centered Law Enforcement Training	10	750	750
Victim Compensation Award	2,742	6,000	8,000
Victims of Crime Act - Building State Technology	10	344	344
Victims of Crime Act - Training Discretionary	337	1,000	1,000
Violence Against Women Act - Criminal Justice	1,508	4,710	4,000
Various Federal Programs and Accruals	64,602	4,557	4,557
Subtotal, Department of Law and Public Safety	1,218,836	260,303	300,024
Department of Military and Veterans' Affairs:			
Antiterrorism Program Manager	235	216	221
Armory Renovations and Improvements	2,238	7,759	8,649
Army Facilities Service Contracts	3,100	6,803	7,723
Army National Guard Electronic Security System	398	585	591
Army National Guard Statewide Security Agreement	1,239	998	998
Army Training and Technology Lab	363	386	338
Atlantic City Air Base Environmental	112	160	155
Atlantic City Air Base Operations and Maintenance	132	253	258
Atlantic City Air Base Service Contracts	2,813	2,478	2,566
Atlantic City Air Base Sustainment, Restoration and Modernization	958	1,828	2,075
Brigadier General Doyle Memorial Cemetery Building Project	---	5,000	---
COVID-19 ARP - Veterans Memorial Home	2,601	---	---
Dining Facility Operations	757	400	500
Facilities Support Contract	28,433	23,548	23,477
Fairmount and Arlington Cemetery Upkeep	---	18,535	10,529
Federal Distance Learning Program	282	506	510
Firefighter/Crash Rescue Service Cooperative Funding Agreement	2,979	2,758	2,865
Hazardous Waste Environmental Protection Program	2,182	3,156	3,111
Lakehurst Readiness Center	550	---	---
McGuire Air Force Base Operations and Maintenance	103	329	339
McGuire Air Force Base Service Contracts	397	2,309	2,219
Medicare Part A Receipts for Resident Care and Operational Costs	7,139	11,000	11,000
Menlo HVAC Renovation	---	1,897	1,897
National Guard Maintenance Shop	---	20,000	25,000
National Guard Support Services	---	6,500	9,000
National Guard Yellow Ribbon	---	104	104
New Jersey National Guard ChalleNGe Youth Program	2,182	6,074	5,832
Sea Girt Energy Grid Upgrade	---	19,000	24,000
Training and Equipment - Pool Sites	916	1,310	1,275
Veteran Home Transfer Switches	---	1,020	---
Veterans' Education Monitoring	755	755	808
Veterans' Haven South Boiler	---	4,438	4,928
Various Federal Programs and Accruals	-7,583	4,575	3,637
Subtotal, Department of Military and Veterans' Affairs	53,281	154,680	154,605
Department of State:			
AmeriCorps Grants	4,713	9,169	9,169
COVID-19 Governor's Emergency Education Relief Fund (GEERF)	49,111	---	---
Foster Grandparent Program	835	1,200	1,200
Gaining Early Awareness and Readiness for Undergraduate Programs (GEAR UP)	2,547	5,000	5,000

**SCHEDULE 2
FEDERAL REVENUES**
(thousands of dollars)

	-----Fiscal Year Ending June 30-----		
	2022 Actual	2023 Estimated	2024 Estimated
Help America Vote Act	1,623	---	---
John R. Justice Grant Program	50	114	114
National Endowment for the Arts Partnership	---	1,052	1,052
State Trade and Export Promotion Pilot Grant Program	1,374	3,250	3,250
Various Federal Programs and Accruals	-19,292	567	567
Subtotal, Department of State	<u>40,961</u>	<u>20,352</u>	<u>20,352</u>
Department of Transportation:			
Airport Fund	776	2,000	2,000
Boating Infrastructure Program (New Jersey Maritime Program)	171	1,600	1,600
Commercial Drivers' License Program	659	3,000	3,000
Development and Implementation Grant - Federal Transit Administration	1,008	1,527	1,527
Highway Safety Programs	---	19,000	19,000
Motor Carrier Safety Assistance Program	9,948	10,414	10,414
Various Federal Programs and Accruals	-2,544	---	---
Subtotal, Department of Transportation	<u>10,018</u>	<u>37,541</u>	<u>37,541</u>
Department of the Treasury:			
Broadband Equity Access and Development Program	---	5,000	5,000
Coronavirus Relief Fund	206,024	---	---
Digital Equity Program	---	11,767	11,767
Energy Efficiency Revolving Loan Fund Capitalization Grant Program	---	2,634	2,634
Pipeline Safety	2,019	950	950
Preventing Outages and Enhancing the Resilience of the Electric Grid	---	12,828	12,828
State Energy Conservation Program	778	1,474	1,474
State Energy Program	---	13,168	13,168
Underserved Communities Electric Vehicle Affordability Program	19	---	---
Various Federal Programs and Accruals	24,079	---	---
Subtotal, Department of the Treasury	<u>232,919</u>	<u>47,821</u>	<u>47,821</u>
The Judiciary:			
Various Federal Programs and Accruals	981	1,325	1,325
<i>Total Federal Revenues</i>	<u>23,158,552</u>	<u>21,480,020</u>	<u>21,761,609</u>

SCHEDULE 2 OTHER REVENUES (thousands of dollars)

	-----Fiscal Year Ending June 30-----		
	2022 Actual	2023 Estimated	2024 Estimated
Revolving:			
Department of Community Affairs:			
Administration and Support Services	189	350	350
Liquid Petroleum Gas Education and Safety Board	436	500	500
Uniform Construction Code	21,547	20,000	20,000
Various Revolving Funds	59	---	---
Subtotal, Department of Community Affairs	<u>22,231</u>	<u>20,850</u>	<u>20,850</u>
Department of Corrections:			
Culinary Arts Vocational Program	1	35	57
Farm Operations	12,334	11,300	10,300
State Use	7,775	12,000	12,000
Subtotal, Department of Corrections	<u>20,110</u>	<u>23,335</u>	<u>22,357</u>
Department of Education:			
Administration and Support Services	2,502	2,080	2,080
Department of Environmental Protection:			
Office of Information Resource Management Assessment Funds	4,139	4,200	4,400
Pesticide Control	2	---	---
Publicly-Funded Site Remediation and Response	174	---	---
Subtotal, Department of Environmental Protection	<u>4,315</u>	<u>4,200</u>	<u>4,400</u>
Department of Health:			
Administration and Support Services	13,474	13,652	13,652
Laboratory Services	13,082	13,135	13,135
Subtotal, Department of Health	<u>26,556</u>	<u>26,787</u>	<u>26,787</u>
Department of Human Services:			
Income Maintenance Management	8,350	8,600	8,600
Department of Labor and Workforce Development:			
Administration and Support Services	2,597	2,500	2,500
Department of State:			
Museum Services	16	31	31
State Archives	158	166	171
Subtotal, Department of State	<u>174</u>	<u>197</u>	<u>202</u>
Department of Transportation:			
Administration and Support Services	85	140	140
Fuel Services	14,154	21,000	18,000
Subtotal, Department of Transportation	<u>14,239</u>	<u>21,140</u>	<u>18,140</u>
Department of the Treasury:			
Adjudication of Administrative Appeals	1,096	1,200	1,100
Automotive Services	21,123	27,105	27,105
Capitol Post Office	2,255	2,547	2,547
Printing Services	2,234	2,528	2,528
Property Management and Construction - Construction Management Services	5,340	6,100	6,100
Public Information Services	1,575	1,575	1,575
Purchasing and Inventory Management	38,063	44,877	44,877
Records Management Microfilm Unit Revolving Fund	602	400	400
Subtotal, Department of the Treasury	<u>72,288</u>	<u>86,332</u>	<u>86,232</u>
<i>Total Revolving</i>	<u>173,362</u>	<u>196,021</u>	<u>192,148</u>
Total Other Revenues General Fund	<u>29,076,972</u>	<u>28,566,508</u>	<u>28,417,189</u>

**SCHEDULE 2
OTHER REVENUES**
(thousands of dollars)

	-----Fiscal Year Ending June 30-----		
	2022 Actual	2023 Estimated	2024 Estimated
SPECIAL TRANSPORTATION FUND			
Department of Transportation:			
Transportation Trust Fund - Federal Highway Administration	945,390	1,819,040	1,548,850
Transportation Trust Fund - Local Highway Funds	349,135	430,013	430,200
Transportation Trust Fund - Public Transportation	405,100	760,000	760,000
Transportation Trust Fund - State Highway Funds	843,171	809,987	809,800
<i>Total Special Transportation Fund</i>	<u>2,542,796</u>	<u>3,819,040</u>	<u>3,548,850</u>
TOTAL OTHER REVENUES	<u>31,619,768</u>	<u>32,385,548</u>	<u>31,966,039</u>

SCHEDULE 3 EXPENDITURES BUDGETED (thousands of dollars)

	-----Fiscal Year Ending June 30-----		
	2022 Actual	2023 Estimated	2024 Estimated
GENERAL FUND			
Legislative Branch			
Senate	14,284	16,690	16,690
General Assembly	21,496	23,208	23,208
Office of Legislative Services	37,330	51,815	51,815
Legislative Commissions	7,856	5,889	5,889
State Capitol Joint Management Commission	12,211	14,240	13,240
Subtotal, Legislative Branch	93,177	111,842	110,842
Executive Branch			
Chief Executive	7,454	11,745	13,745
Department of Agriculture	64,378	202,538	104,836
Department of Banking and Insurance	79,368	90,263	90,263
Department of Children and Families	1,222,459	1,354,120	1,387,883
Department of Community Affairs	384,670	434,747	261,640
Department of Corrections	1,052,364	1,153,713	1,142,580
Department of Education	254,502	274,260	2,288,470
Department of Environmental Protection	519,711	777,150	514,033
Department of Health	1,007,111	1,179,651	1,239,306
Department of Human Services	6,336,097	7,600,478	8,211,778
Department of Labor and Workforce Development	213,102	205,173	204,436
Department of Law and Public Safety	852,050	806,219	791,761
Department of Military and Veterans' Affairs	111,471	108,080	115,463
Department of State	1,666,538	1,839,841	1,949,226
Department of Transportation	1,526,973	1,636,597	1,638,363
Department of the Treasury	1,581,379	1,902,447	1,743,722
Miscellaneous Commissions	995	989	989
Subtotal, Executive Branch	16,880,622	19,578,011	21,698,494
Interdepartmental Account			
Inter-Departmental Services	5,999,907	3,086,243	713,002
Employee Benefits	5,560,030	5,776,603	6,021,961
Other Interdepartmental Accounts	8,562	663,553	182,017
Salary Increases and Other Benefits	14,974	12,900	143,695
Subtotal, Interdepartmental Account	11,583,473	9,539,299	7,060,675
Judicial Branch			
The Judiciary	765,518	875,292	877,292
Total General Fund	29,322,790	30,104,444	29,747,303
PROPERTY TAX RELIEF FUND			
Department of Agriculture	14,124	20,732	41,166
Department of Community Affairs	384,449	997,519	890,348
Department of Corrections	23,876	33,400	33,400
Department of Education	17,867,826	18,485,597	17,519,836
Department of Environmental Protection	5,076	14,296	14,296
Department of Human Services	245,986	245,200	258,200
Department of Law and Public Safety	5,232	5,500	9,500
Department of State	4,976	6,840	4,676
Department of Transportation	301,860	319,302	308,229
Department of the Treasury	2,334,754	3,689,180	3,612,255
Interdepartmental Accounts	45,432	45,541	45,539
Total Property Tax Relief Fund	21,233,591	23,863,107	22,737,445
CASINO CONTROL FUND			
Department of Law and Public Safety	53,567	60,132	65,433
Department of the Treasury	6,029	7,957	8,114
Total Casino Control Fund	59,596	68,089	73,547

**SCHEDULE 3
EXPENDITURES BUDGETED**
(thousands of dollars)

	-----Fiscal Year Ending June 30-----		
	2022 Actual	2023 Estimated	2024 Estimated
CASINO REVENUE FUND			
Department of Health	515	516	516
Department of Human Services	458,208	462,280	523,850
Department of Labor and Workforce Development	2,196	2,196	2,196
Department of Law and Public Safety	92	92	92
<i>Total Casino Revenue Fund</i>	<u>461,011</u>	<u>465,084</u>	<u>526,654</u>
GUBERNATORIAL ELECTIONS FUND			
Department of Law and Public Safety	19,137	---	---
GRAND TOTAL EXPENDITURES BUDGETED	<u>51,096,125</u>	<u>54,500,724</u>	<u>53,084,949</u>

SCHEDULE 4 EXPENDITURES NOT BUDGETED (thousands of dollars)

	-----Fiscal Year Ending June 30-----		
	2022 Actual	2023 Estimated	2024 Estimated
GENERAL FUNDS			
Dedicated Funds			
Legislature	2	---	---
Chief Executive	707	775	775
Department of Agriculture	7,023	9,400	9,168
Department of Banking and Insurance	592	726	726
Department of Children and Families	50,002	52,739	49,689
Department of Community Affairs	110,892	170,767	175,225
Department of Corrections	21,547	23,719	22,857
Department of Education	10,520	31,821	33,596
Department of Environmental Protection	58,826	130,374	136,036
Department of Health	526,630	574,220	573,921
Department of Human Services	2,189,190	2,533,472	2,797,553
Department of Labor and Workforce Development	265,953	339,664	358,221
Department of Law and Public Safety	233,595	686,599	259,449
Department of Military and Veterans' Affairs	857	7,171	7,021
Department of State	33,691	38,495	42,343
Department of Transportation	1,651,225	1,853,867	1,533,277
Department of the Treasury	342,029	360,900	384,640
Interdepartmental Accounts	19,481	383	403
The Judiciary	74,116	75,375	78,532
<i>Total Dedicated Funds</i>	<u>5,596,878</u>	<u>6,890,467</u>	<u>6,463,432</u>
Federal Funds			
Chief Executive	18	---	---
Department of Agriculture	1,147,864	1,296,182	1,226,825
Department of Children and Families	769,856	756,726	751,914
Department of Community Affairs	2,287,967	818,865	272,903
Department of Corrections	130,090	19,511	20,686
Department of Education	2,021,290	1,013,458	1,571,112
Department of Environmental Protection	129,051	946,920	616,724
Department of Health	1,005,688	766,245	780,857
Department of Human Services	14,668,906	14,659,078	15,272,624
Department of Labor and Workforce Development	442,479	553,164	558,349
Department of Law and Public Safety	938,563	284,032	323,753
Department of Military and Veterans' Affairs	62,736	154,680	154,605
Department of State	60,177	20,352	20,352
Department of Transportation	15,674	11,377	11,377
Department of the Treasury	104,124	55,521	55,620
The Judiciary	111,077	123,909	123,908
<i>Total Federal Funds</i>	<u>23,895,560</u>	<u>21,480,020</u>	<u>21,761,609</u>
Revolving Funds			
Department of Community Affairs	15,606	20,850	20,850
Department of Corrections	24,958	23,335	22,357
Department of Education	2,895	2,080	2,080
Department of Environmental Protection	4,322	4,200	4,400
Department of Health	25,042	26,787	26,787
Department of Human Services	8,629	8,600	8,600
Department of Labor and Workforce Development	3,224	2,500	2,500
Department of State	120	197	202
Department of Transportation	14,130	21,140	18,140
Department of the Treasury	79,730	86,332	86,232
<i>Total Revolving Funds</i>	<u>178,656</u>	<u>196,021</u>	<u>192,148</u>
<i>Total Expenditures General Fund</i>	<u>29,671,094</u>	<u>28,566,508</u>	<u>28,417,189</u>
SPECIAL TRANSPORTATION TRUST FUND			
Department of Transportation	3,077,396	3,819,040	3,548,850
GRAND TOTAL EXPENDITURES NOT BUDGETED	<u>32,748,490</u>	<u>32,385,548</u>	<u>31,966,039</u>

The Annual Tax Expenditure Report

Pursuant to P.L. 2009, c.189, the State must prepare, in time for the Governor's annual Budget Message, a report of all State tax expenditures made in the last completed fiscal year, the current fiscal year, and the fiscal year to which the Budget Message applies.

This year's Tax Expenditure Report is the fourteenth the State has issued. It includes expanded information on the objective or purpose of many tax expenditures and also includes several new categories of tax expenditures that were not part of previous reports.

The report may be accessed at:

<http://www.state.nj.us/treasury/taxation/taxexpenditurereport.shtml>